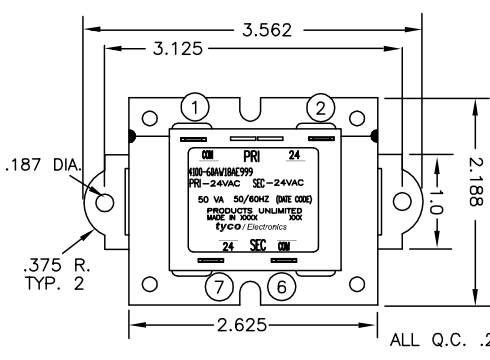


THIS DRAWING IS UNPUBLISHED. RELEASED FOR PUBLICATION
 © COPYRIGHT BY TYCO ELECTRONICS CORPORATION. ALL RIGHTS RESERVED.

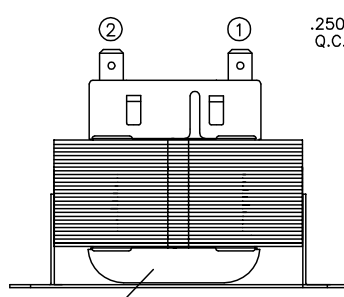
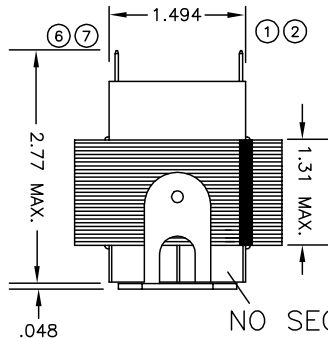
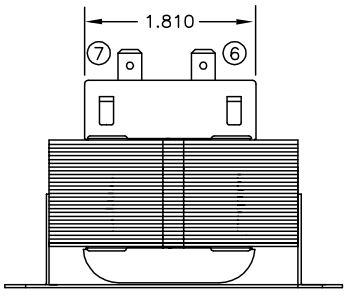
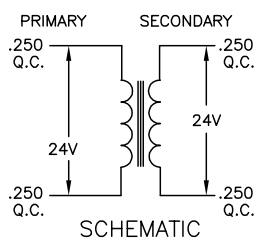
LOC	DIST	REVISIONS			
P	LTR	DESCRIPTION	DATE	DWN	APD
GZ	00	A	NEW FORMAT & ECO720-0161-04	11MAR04	MD WS



PRIMARY			
TERMINAL NO.	1	2	3
VOLTAGE	COM	24	
TERMINAL WIDTH	.250	.250	
TERMINAL THICKNESS	.032	.032	

NOTES
 1. DIMENSIONS FOR REFERENCE ONLY.
 2. WINDING PROTECTION-INHERENTLY LIMITING

SECONDARY		
TERMINAL NO.	6	7
VOLTAGE	COM	24
TERMINAL WIDTH	.250	.250
TERMINAL THICKNESS	.032	.032



CUST. NO.	TYCO PART NUMBER
-	1-1611458-5

THIS DRAWING IS A CONTROLLED DOCUMENT.		DWI M.DAVIS 11MAR04	 Tyco Electronics Corporation Harrisburg, Pa 17105-3608
DIMENSIONS: INCHES		CHK W.SORAH 11JRD04	
TOLERANCES UNLESS OTHERWISE SPECIFIED:		APD W.SORAH 11MAR04	NAME TRANSFORMER OUTLINE
0 PLC ± -	1 PLC ± -	PRODUCT SPEC	SIZE A3
2 PLC ± -	3 PLC ± -	APPLICATION SPEC	CAGE CODE 00779
4 PLC ± -	ANGLES ± -	WEIGHT	DRAWING NO C-4100-60AW18AE999
MATERIAL	FINISH	CUSTOMER DRAWING	RESTRICTED TO
		SCALE NTS	SHEET 1 OF 1
			REV A