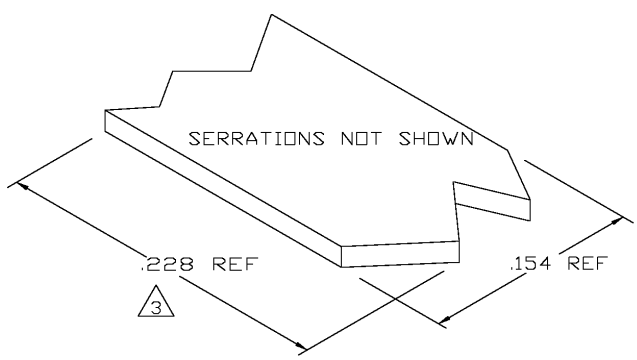
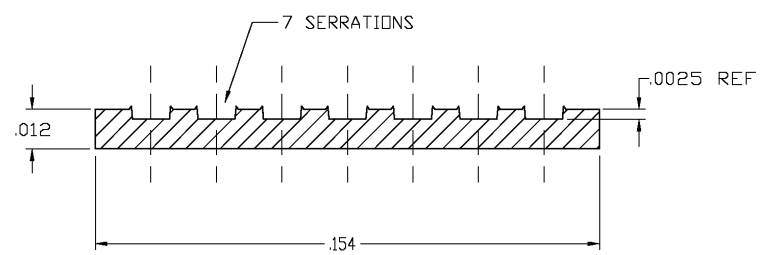


THIS DRAWING IS UNPUBLISHED. RELEASED FOR PUBLICATION  
 © COPYRIGHT BY TYCO ELECTRONICS CORPORATION. ALL RIGHTS RESERVED.

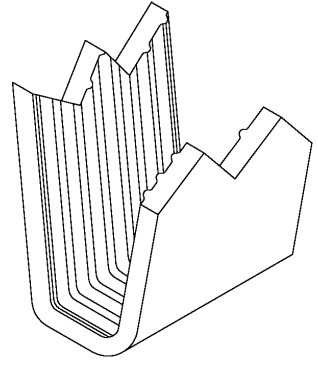
LOC	DIST	REVISIONS				
		REV	DATE	BY	APPD	
AF	50	0	31MAR03	MF	EH	
		DESCRIPTION			DATE	DWN
		TRANSFERRED TO TYCO FORMAT			31MAR03	MF



- 1 CRIMPBAND MATERIAL PROVIDED IN CONTINUOUS STRIP.
- 2 REFERENCE DESCRIPTIVE PART NUMBER L032/0366R12AUF.
- 3 BLANK LENGTH DETERMINED BY 032/036 TOOLSET.



TYP. CROSS SECTION



PARTIAL FORMED VIEW (REF)  
 FORMED BY APPLICATION TOOLING

1601538-1  
 PART NUMBER

THIS DRAWING IS A CONTROLLED DOCUMENT.		DWN MICHAEL S. FEHER 31MAR2003	Tyco Electronics Corporation Harrisburg, PA 17105-3608	
DIMENSIONS: INCHES		CHK EDWARD HOWARD 31MAR2003	NAME EDWARD HOWARD	
TOLERANCES UNLESS OTHERWISE SPECIFIED: 0 PLC ± .005 1 PLC ± .003 2 PLC ± .002 3 PLC ± .001 4 PLC ± .0005 ANGLES ± .001		APVD EDWARD HOWARD 31MAR2003	PRODUCT SPEC APPLICATION SPEC	
MATERIAL UNS C72500 CU-NI ALLOY	FINISH NONE	WEIGHT	SIZE A3	CAGE CODE 00779
		CUSTOMER DRAWING	DRAWING NO 1601538	RESTRICTED TO
		SCALE 1:1	SHEET 1 OF 1	REV 0