

4

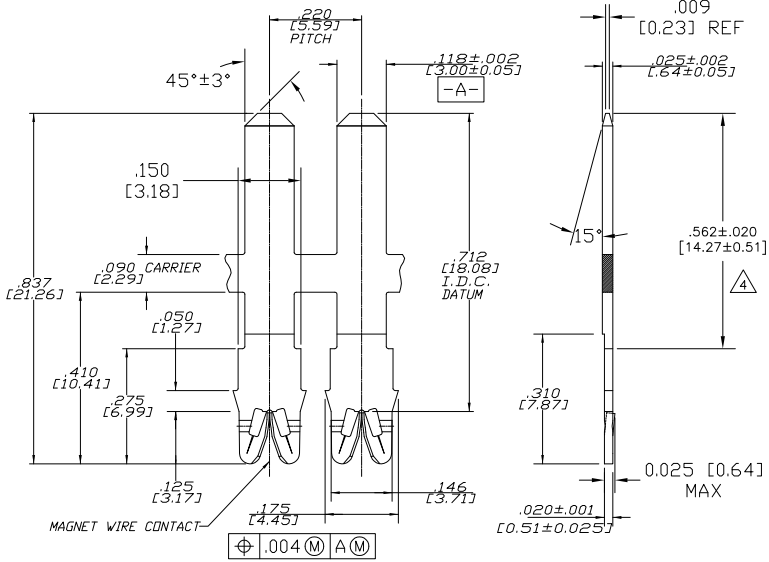
3

2

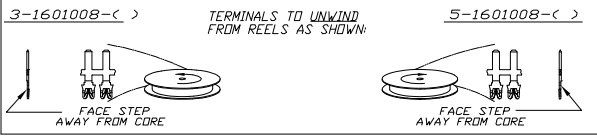
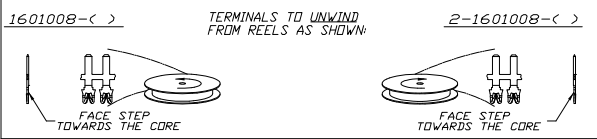
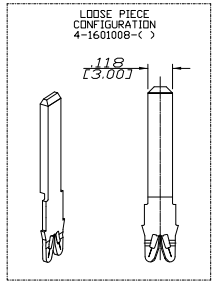
1

THIS DRAWING IS UNPUBLISHED. RELEASED FOR PUBLICATION
 © COPYRIGHT BY TYCO ELECTRONICS CORPORATION. ALL RIGHTS RESERVED.

LOC		DIST		REVISIONS		
P	LR	DATE	BY	APD		
D1		REVISED PER ECR 05-008085	19AUG05	JR	KR	



- SPECIFICATIONS:**
 MAGNET WIRE #18 - #34 AWG,
 .040"(.102mm)-.006"(.16mm) DIA.
 OTHER SIZES MAY BE ACCOMMODATED,
 CONSULT TYCO ELECTRONICS FOR APPROVAL.
- POCKET RECOMMENDATION:**
 #1601425
- NOTES:**
 TERMINALS SUPPLIED ON REELS,
 CAN BE SUPPLIED LOOSE PIECE,
- SELECTIVE PLATE THIS AREA:**
 .000030 [0.00076] MIN GOLD PLATE OVER
 .000050 [0.00127] MIN NICKEL UNDERPLATE
 OVER ENTIRE TERMINAL.
- PRELIMINARY - NOT FOR PRODUCTION.**



FINISH	REFERENCE PART NUMBER	TYCO PART NUMBER
-	-	-
Pre-Tin Plate over Copper Underplate	-	5-1601008-2
Pre-Tin Plate over Copper Underplate	-	3-1601008-2
A UNPLATED	-	A 1601008-3
A UNPLATED	-	A 1601008-1
Pre-Tin Plate over Copper Underplate	131-017-014	1601008-2
FINISH		TYCO PART NUMBER
THIS DRAWING IS A CONTROLLED DOCUMENT.		
DIMENSIONS: INCHES		DATE: 11JAN2002
OTHER DIMENSIONS: MILLIMETERS		DATE: 11JAN2002
MATERIAL: BRASS, FULL HARD		DATE: 11JAN2002
FINISH: SEE TABLE		DATE: 11JAN2002
DESIGNED BY: J. WELLS		DATE: 11JAN2002
CHECKED BY: M. FEHR		DATE: 11JAN2002
APPROVED BY: K. RANDOLPH		DATE: 11JAN2002
PRODUCT SPEC: 108-2085		DATE: 11JAN2002
APPLICATION SPEC: 408-8629		DATE: 11JAN2002
REVISION: -		DATE: 11JAN2002
CUSTOMER DRAWING		DATE: 11JAN2002
TYCO Electronics		TYCO Electronics Corporation Harrisburg, Pa 17105-3608
STANDARD RANGE WIRE TO .118 X .025 TAB SIAMEZE TERMINAL		
SIZE: A2	CHG CODE: 00779	DRAWING NO: C=1601008
RESTRICTED TO: -		
SCALE: 1:1		SHEET: 1 OF 1
REV: D1		

AMP 1471-9 REV 31MM2000

1601008

A