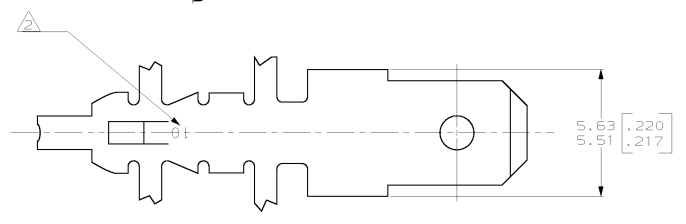
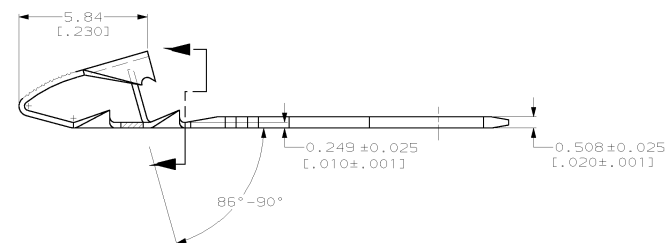
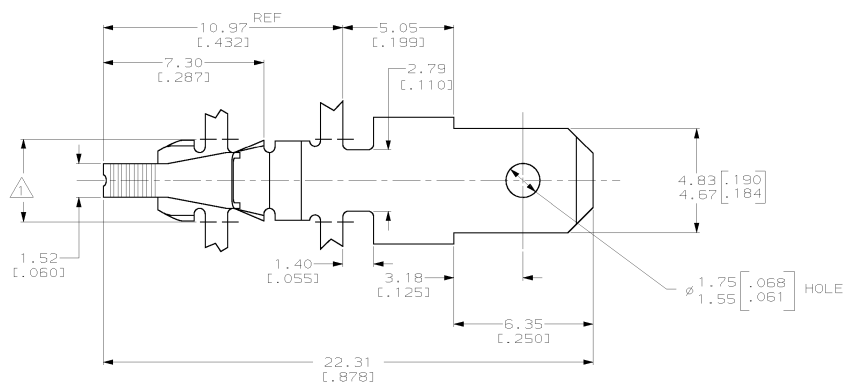
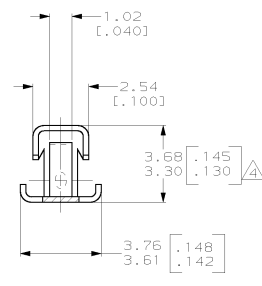


THIS DRAWING IS UNPUBLISHED. RELEASED FOR PUBLICATION
 (C) COPYRIGHT IS BY AMP INCORPORATED. ALL RIGHTS RESERVED.

REVOLUTIONS		DATE	BY	APP'D
AF	50			
C		30.JAN.01	HF	KR



- △ 3.78±0.13 [0.149±0.005] APPLICATOR CUT-OFF, 2 PLACES.
- △ IDENTIFICATION NUMBER 10 FOR MAGNET WIRE RANGE.
- 3 CONTINUOUS STRIP ON REELS WITH TERMINALS LOCATED ON 8.38±0.08 [0.330±0.003] CENTERS
- △ 2.72-2.97 [0.107-.117] CONTACT HEIGHT WHEN COMPRESSED AGAINST ANTI-OVERSTRESS.



0.05-0.13mm [#44-#36] AWG	1217529-1
MAGNET WIRE RANGE	PART NUMBER

THIS DRAWING IS A CONTROLLED DOCUMENT.		DWG: MICHAEL S. FEHNER DATE: 06/02/2000 DWT: FURT A. RANDOLPH DATE: 06/02/2000	AMP Incorporated Harrisburg, PA 17105-3608
DIMENSIONS: mm (INCHES) DECIMALS: 0.001 (0.0005) ANGLES: 0.1 (0.05)	PROJECT SPEC: 108-2016 APPLICATION SPEC: 114-2047 WEIGHT: -	NAME: FURT A. RANDOLPH TITLE: TAB, 4.75 [0.187] FASTON™ MINI MAG-MATE™ SIZE: A2 CASE CODE: 00779 PART NO: 1217529	RESTRICTED TO: - SCALE: 8:1 SHEET: 1 OF 1 REV: C
MATERIAL: H04 PRE-MILLED PHOSPHOR BRONZE FINISH: 0.002032 [0.000080] MIN TIN PLATE	CUSTOMER DRAWING	AMP	