

4

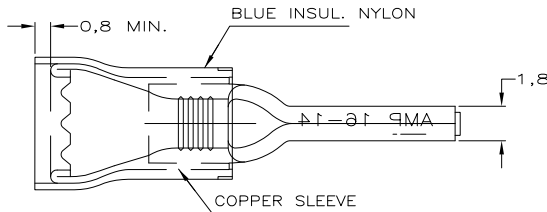
3

2

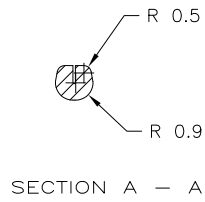
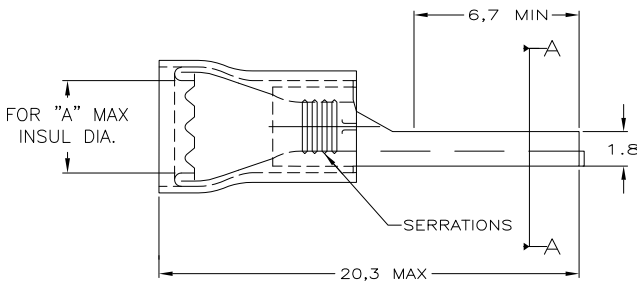
1

THIS DRAWING IS UNPUBLISHED. RELEASED FOR PUBLICATION
 © COPYRIGHT - BY TYCO ELECTRONICS CORPORATION. ALL RIGHTS RESERVED.

LOC	DIST	REVISIONS			
P	LTR	DESCRIPTION	DATE	DWN	APVD
G	86	REV PER ECR 07-023647	12OCT07	JR	TM



WIRE RANGE:
 1.0-2.6mm²
 (16-14 AWG)
 INSULATION RANGE:
 "A" MAX



2-165046-1	165046
PART NO ON TAPE	PART NO

1000	4.6	TIN PLATED	COPPER	165046-1
1000	4.3	TIN PLATED	COPPER	165046
PACKAGE QTY	DIM "A"	FINISH	MATERIAL	PART NO

THIS DRAWING IS A CONTROLLED DOCUMENT.

DIMENSIONS:	TOLERANCES UNLESS OTHERWISE SPECIFIED:	DWN	JR RUTH	01JUN07	Tyco Electronics Corporation Harrisburg, Pa 17105-3608	
mm		CHK	T MICHELUTTI	01JUN07		
		APVD	T MICHELUTTI	01JUN07		
		NAME				
		PRODUCT SPEC	PIDG WIRE PIN			
		APPLICATION SPEC	-			
MATERIAL	FINISH	WEIGHT	SIZE	CAGE CODE	DRAWING NO	RESTRICTED TO
-	-	-	A3	00779	165046	-
CUSTOMER DRAWING			SCALE	5:1	SHEET	1 OF 1
			REV	G		