

4

3

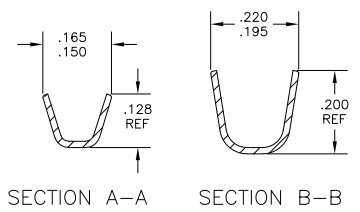
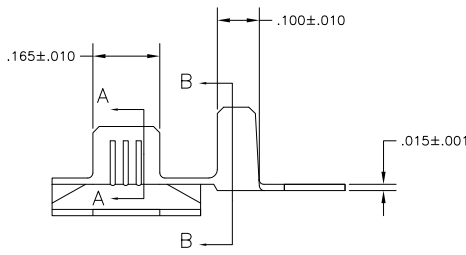
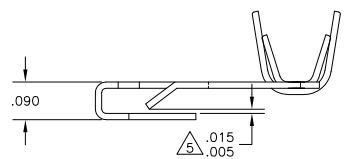
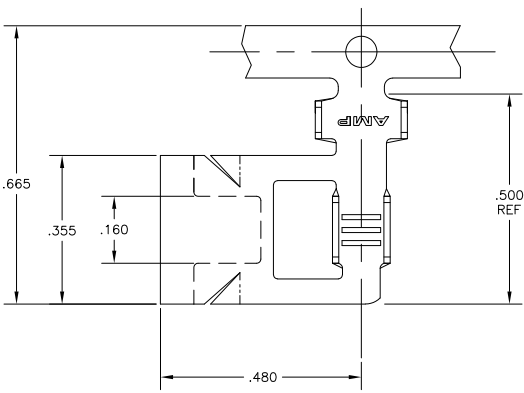
2

1

THIS DRAWING IS UNPUBLISHED. RELEASED FOR PUBLICATION  
 © COPYRIGHT BY TYCO ELECTRONICS CORPORATION. ALL RIGHTS RESERVED.

LOC	DIST	REVISIONS					
A	50	P	LTR	DESCRIPTION	DATE	BY	APPD
		C2		REVISED PER ECR-09-008836	22APR09	HMR	DD

- 1 CONTINUOUS STRIP ON REELS
- 2 WIRE SIZE IS #18-#14 AWG
- 3 INSULATION RANGE IS .090-.130 DIA
- 4 1/4 HARD UNS S30100 STAINLESS STEEL
- 5 MATES WITH .020 - .041 THICK PANEL.



1742449-1  
PART NO

THIS DRAWING IS A CONTROLLED DOCUMENT.		DN JF 17JUL06	Tyco Electronics Corporation Harrisburg, PA 17105-3608	
DIMENSIONS: INCHES		DR ED HOWARD 17JUL06	NAME ED HOWARD	
TOLERANCES UNLESS OTHERWISE SPECIFIED:		APPD ED HOWARD 17JUL06	PRODUCT SPEC	
0 PLC ± .010 1 PLC ± .005 2 PLC ± .003 3 PLC ± .010 4 PLC ± .005 ANGLES ± .5°		APPLICATION SPEC	SIZE A2	CAGE CODE 00779
MATERIAL 4	FINISH	WEIGHT	SCALE 6:1	DRAWING NO C=1742449
		CUSTOMER DRAWING		RESTRICTED TO —
				SHEET 1 of 1 REV C2

AMP 1471-9 REV 31MM2000

1742449

A