

4

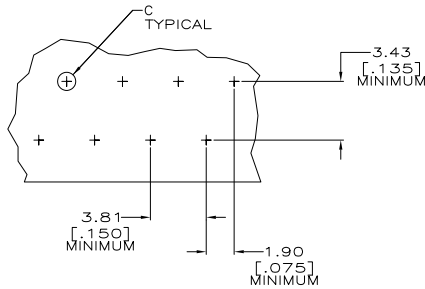
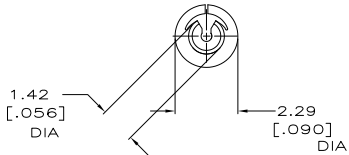
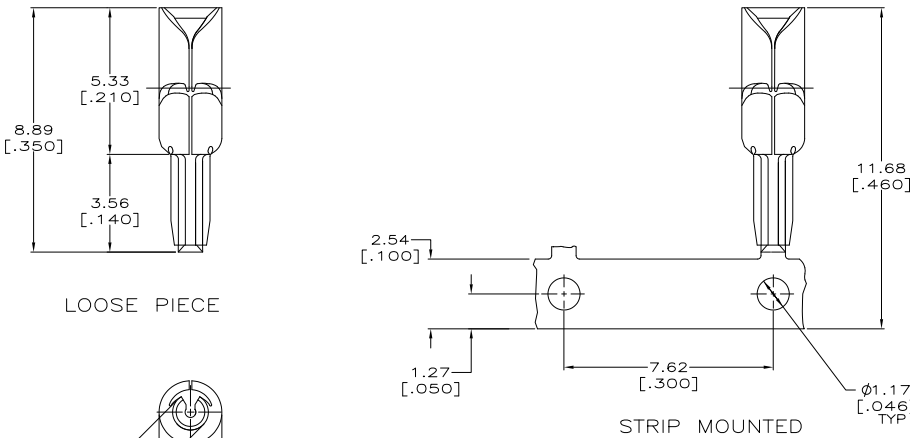
3

2

1

THIS DRAWING IS UNPUBLISHED. RELEASED FOR PUBLICATION.  
 © COPYRIGHT BY TYCO ELECTRONICS CORPORATION. ALL RIGHTS RESERVED.

LOC	DIST	REVISIONS		
F	LR	DESCRIPTION	DATE	BY
AF	50	B1	REV PER ECR 10-014137	JR SM



SUGGESTED PRINTED CIRCUIT BOARD  
 MOUNTING DIMENSIONS  
 SCALE 8:1

1. ALL DIMENSIONS SHOWN ARE FOR REFERENCE ONLY.
  2. FOR USE IN PRINTED CIRCUIT BOARDS 3/64, 1/16 AND 3/32 THICK.
  3. WIRE RANGE: 22-28 AWG (SOLID) OR (STRANDED) WIRE. MAXIMUM OUTSIDE DIAMETER 1.34 [.053].
  4. FURNISHED AS LOOSE PIECE OR STRIP MOUNTED BY SMALL END OF BARREL.
  5. TERMINAL SHALL ACCOMMODATE ONE OR TWO WIRES OF THE SAME TYPE AND WITHIN +/- ONE WIRE GAUGE SIZE.
  6. STRIPE OF NICKEL SOLDER RESIST INSIDE OF TERMINAL PREVENTS SOLDER WICKING.
- ⚠ SELECTIVELY PREPLATED 0.00508 [.000200] MIN MATTE TIN OVER 0.00127 [.000050] MIN MATTE NICKEL.

PUNCHED HOLE	DRILLED HOLE	DESCRIPTION	PART NUMBER
1.22-1.32 [.048-.052]	1.27-1.37 [.050-.054]	STRIP MOUNTED	1742254-2
		LOOSE PIECE	1742254-1

THIS DRAWING IS A CONTROLLED DOCUMENT.		DIM: J.R. RUTH 12JUL05 CHK: F. HOWARD 12JUL05 APPO: F. HOWARD 12JUL05 PRODUCT SPEC: _____ APPLICATION SPEC: _____ WEIGHT: _____ MATERIAL: PHOS BRONZE FINISH: -7		Tyco Electronics Corporation Harrisburg, Pa 17105-3608 TERMINAL, .090 DIA, AMP BARREL WITH SOLDER RESIST SIZE: A2 CASE CODE: 00779 DRAWING NO: 1742254 SCALE: 10:1 SHEET: 1 of 1 REV: B1	
--	--	---	--	---	--

1742254

A