

4

3

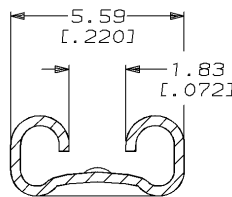
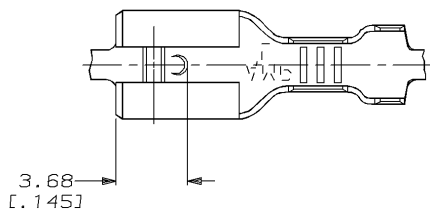
2

1

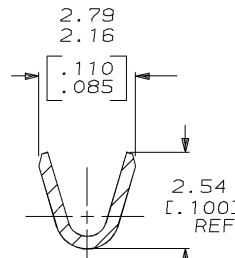
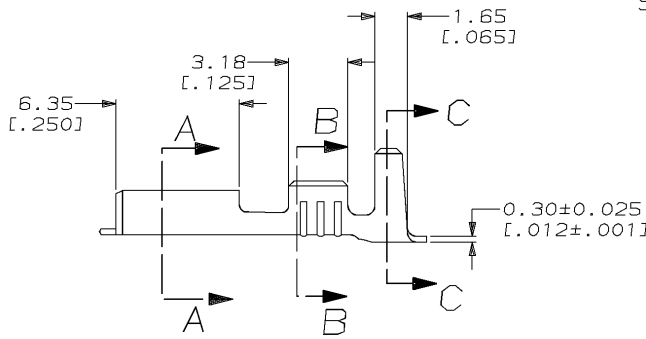
THIS DRAWING IS UNPUBLISHED. RELEASED FOR PUBLICATION
 © COPYRIGHT 19 BY AMP INCORPORATED. ALL RIGHTS RESERVED.

LOC		DIST		REVISIONS			
P	LTR	DESCRIPTION		DATE	DWN	APVD	
A		REL PER 0L10-0195-96		12/11/96	JR	PD	

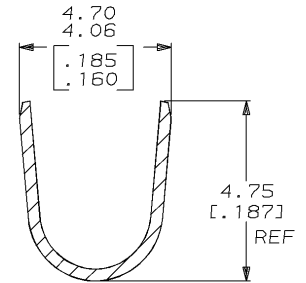
- 1 CONTINUOUS STRIP ON REELS.
 - 2 WIRE SIZE [#22-#18] AWG.
 - 3 INSULATION RANGE TO BE 2.29-3.81 [.090-.150] DIA.
 - 4 MATING TAB THK IS 0.813±0.025 [.032±.001].
- △ 0.002032 [.000080] MIN TIN.



SECTION A-A
SCALE 8:1



SECTION B-B
SCALE 10:1



SECTION C-C
SCALE 10:1

63931-1

PART NO.

THIS DRAWING IS A CONTROLLED DOCUMENT.		DWN	JR RUTH	9/16/96	AMP AMP Incorporated Harrisburg, PA 17105-3608
DIMENSIONS: MM (INCHES)		CHK	MS FEHER	9/16/96	
TOLERANCES UNLESS OTHERWISE SPECIFIED:		APVD	P DESANTIS	9/16/96	NAME
0 PLC	±-	PRODUCT SPEC		RECEPTACLE, FASTON, 4.75 [.187] SERIES	
1 PLC	±-	APPLICATION SPEC		SIZE	A3
2 PLC	±0.25 (.010)	WEIGHT		CAGE CODE	00779
3 PLC	±-	FINISH		DRAWING NO	63931
4 PLC	±-	MATERIAL		SCALE	5:1
ANGLES	±-	MATERIAL		SHEET	1 OF 1
MATERIAL H04 BRASS		FINISH		REV	A
CUSTOMER DRAWING					

AMP 1470-19 REV 23FEB95

26-NOV-96 10:42:48 amp13463 /vs/dep12121/dwg2121/u.Low-Insertion/u.187-str