

4

3

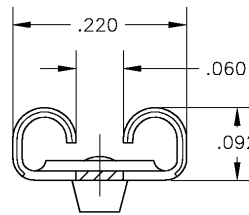
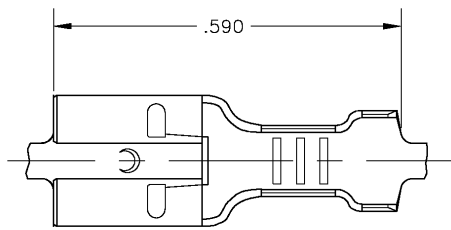
2

1

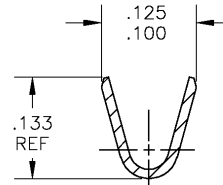
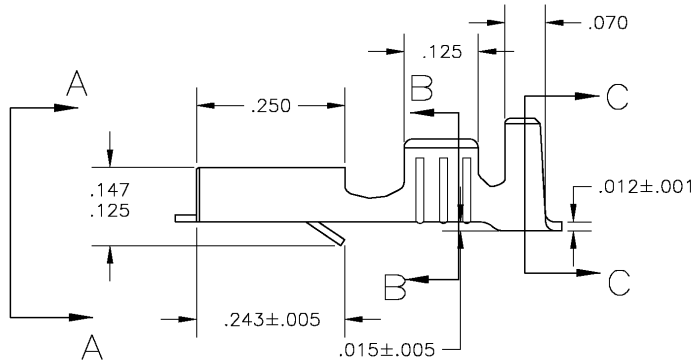
THIS DRAWING IS UNPUBLISHED. RELEASED FOR PUBLICATION
 © COPYRIGHT - BY TYCO ELECTRONICS CORPORATION. ALL RIGHTS RESERVED.

LOC	DIST	REVISIONS				
P	LTR	DESCRIPTION	DATE	DWN	APVD	
AF	50					
		H	REV PER OG3A-0012-04	12JAN04	JR KY	

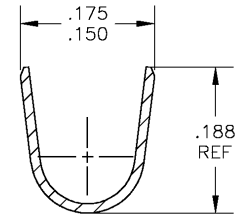
- CONTINUOUS STRIP ON REELS.
- WIRE SIZE IS #22-#16 AWG
- INSULATION RANGE IS .090-.130 DIA.
- MATING TAB THK IS .032±.001



VIEW A-A
SCALE 8:1



SECTION B-B
SCALE 8:1



SECTION C-C
SCALE 8:1

.000080 MIN TIN	62802-2
-	62802-1
FINISH	PART NO.

THIS DRAWING IS A CONTROLLED DOCUMENT.		DWN	JR RUTH	10/31/89	 Tyco Electronics Corporation Harrisburg, PA 17105
DIMENSIONS: INCHES		CHK	MS FEHER	10/31/89	
TOLERANCES UNLESS OTHERWISE SPECIFIED:		APVD	J GILLESPIE	2/20/90	NAME
0 PLC ± -		PRODUCT SPEC			RECEPTACLE, FASTON-FASTON, .187 SERIES
1 PLC ± -		APPLICATION SPEC			
2 PLC ± -		WEIGHT			
3 PLC ± .010		SIZE	A3	00779	C-62802
4 PLC ± -		CUSTOMER DRAWING			
ANGLES ± -		SCALE	6:1	SHEET	1 OF 1
MATERIAL #4H BRASS	FINISH SEE TABLE	RESTRICTED TO		REV	H