

4

3

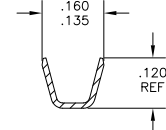
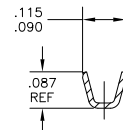
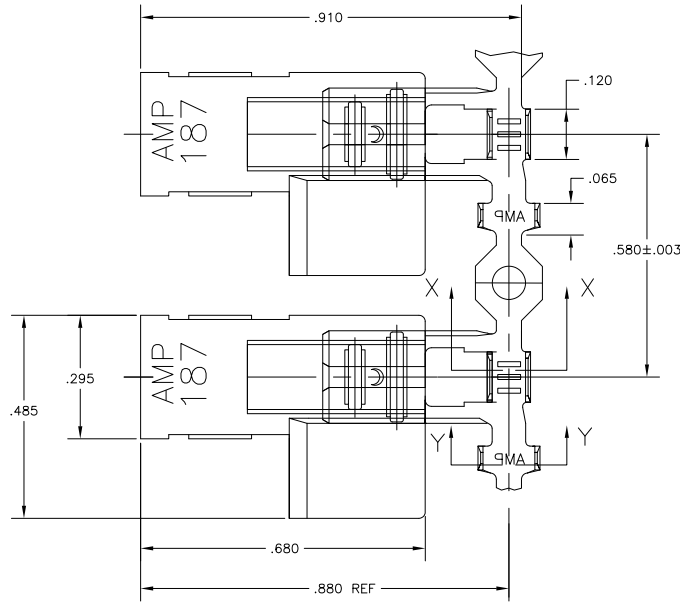
2

1

THIS DRAWING IS UNPUBLISHED. RELEASED FOR PUBLICATION. COPYRIGHT BY TYCO ELECTRONICS CORPORATION. ALL RIGHTS RESERVED.

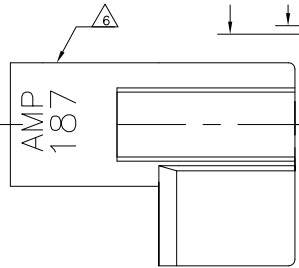
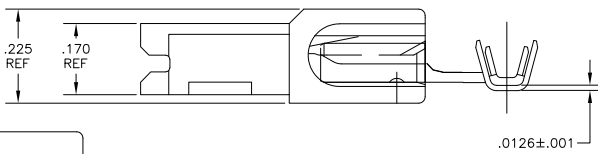
LOC	DIST	REVISIONS				
AF	50	P	LTR	DATE	OWN	APP'D
		D1	REV PER ECR	10-005258	09MAR10	JR GP

- 1 USE FLAG FASTON TERMINAL BASE
- 2 WIRE SIZE IS #22-#18 AWG
- 3 INSULATION RANGE IS .060-.110 DIA
- 4 MATERIAL:  
TERMINAL: BRASS, FINISH: SEE TABLE  
HOUSING: NYLON, NATURAL COLOR
- 5 FITS .187 X .032 THK FASTON TAB
- 6 ALTERNATIVE HOUSING FORM



SECTION X-X

SECTION Y-Y



.000080 MIN TIN PLATE	521600-2
NO PLATING	521600-1
TERMINAL: FINISH	PART NO.

THIS DRAWING IS A CONTROLLED DOCUMENT.		DR: JR. RUTH 30JUL03	Tyco Electronics Corporation Harrisburg, Pa 17105-3608	
DIMENSIONS: INCHES		CHK: J. HUMMEL 24JUL03	NAME: KRISTY YI	
OTHER DIMENSIONS: PLACES UNLESS OTHERWISE SPECIFIED:		APP: J. HUMMEL 24JUL03	PRODUCT SPEC: ASSEMBLY, RECP, FLAG, ULTRA-POD, .187 SERIES WIRE SIZE: 22-18 AWG	
MATERIAL: SEE NOTES		FINISH: SEE NOTES	APPLICATION SPEC: --	RESTRICTED TO: --
		WEIGHT: --	SIZE: A2	CAGE CODE: 00779
			DRAWING NO: C-521600	SCALE: 6:1
			CUSTOMER DRAWING	SHEET 1 OF 1 REV D1

AMP 1471-9 REV 31MM2000

521600

B

A