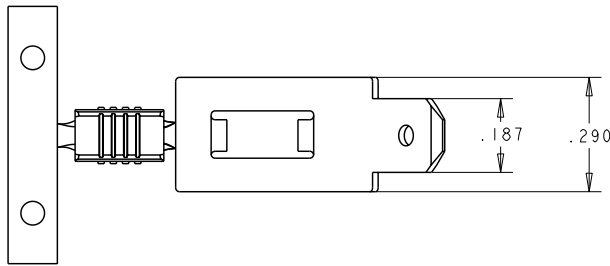
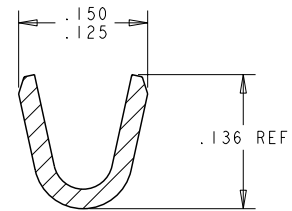


THIS DRAWING IS UNPUBLISHED. RELEASED FOR PUBLICATION
 © COPYRIGHT 20 BY TYCO ELECTRONICS CORPORATION. ALL RIGHTS RESERVED.

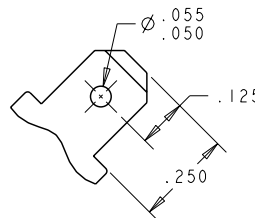
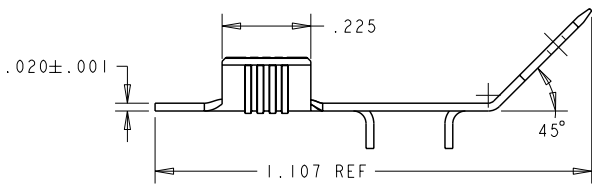
LOC	DIST	REVISIONS				
P	LTR	DESCRIPTION	DATE	DWN	APVD	
AF	42	B	REVISED PER ECR-10-004058	10JUN2010	HMR	PD



- 1. CONTINUOUS STRIP ON REELS
- 2. WIRE SIZE 20-16 AWG



SECTION Z-Z
 SCALE 10:1



1217891-1
 PART NUMBER

<small>THIS DRAWING IS A CONTROLLED DOCUMENT FOR TYCO ELECTRONICS CORPORATION IT IS SUBJECT TO CHANGE AND THE CONTROLLING ENGINEERING ORGANIZATION SHOULD BE CONTACTED FOR THE LATEST REVISION.</small>		DWN 09APR2003 R FLAIG CHK 09APR2003 P DESANTIS APVD 09APR2003 P DESANTIS	Tyco Electronics Harrisburg, PA 17105-3608
DIMENSIONS: INCHES	TOLERANCES UNLESS OTHERWISE SPECIFIED: 0 PLC ± 1 PLC ± 2 PLC ± 3 PLC ±.010 4 PLC ± ANGLES 45°	NAME CONTACT, FASTON, TAB, .187 SERIES	RESTRICTED TO
MATERIAL 082 BRASS FINISH TIN		SIZE A3 CAGE CODE 00779 DRAWING NO C-1217891	CUSTOMER DRAWING
AMP 1470-19 REV 31MAR2000 Pro/ENGINEER DRAWING		SCALE 4:1 SHEET 1 OF 1 REV B	