

4

3

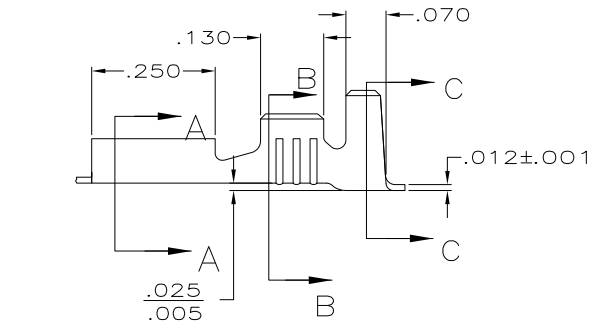
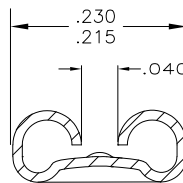
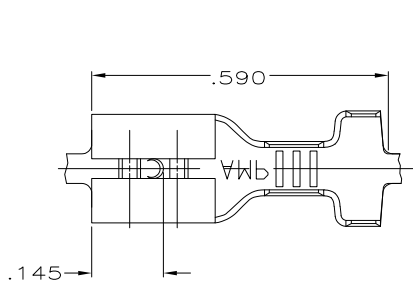
2

1

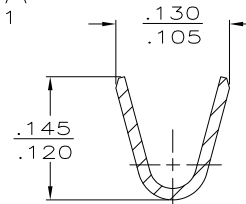
THIS DRAWING IS UNPUBLISHED. RELEASED FOR PUBLICATION
 © COPYRIGHT - BY TYCO ELECTRONICS CORPORATION. ALL INTERNATIONAL RIGHTS RESERVED.

LOC	DIST	REVISIONS				
P	LTR	DESCRIPTION	DATE	DWN	APVD	
AF	50					
		C1	REVISED PER ECR-08-025628	14OCT08	HMR PD	

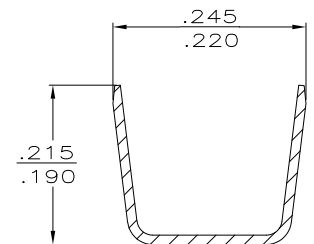
- 1 CONTINUOUS STRIP ON REELS
- 2 MATING TAB THK IS $.032 \pm .001$
- 3 WIRE SIZE IS 18-16 OR TWO #18'S
- 4 INSULATION RANGE IS TWO AT $.105$ MAX DIA.



SECTION A-A
SCALE 8:1



SECTION B-B
SCALE 8:1



SECTION C-C
SCALE 8:1

63769-1
PART NO.

F	.210	.188	F	.100	-.055	16	THIS DRAWING IS A CONTROLLED DOCUMENT.	DWN	JR RUTH	1/13/93	Tyco Electronics Corporation Harrisburg, PA 17105-3608			
					.049	18		CHK	MS FEHER	1/13/93		NAME		
TYPE	WIDTH	STRIP LENGTH ±.015	TYPE	WIDTH	±.002 HEIGHT	WIRE	DIMENSIONS: INCHES TOLERANCES UNLESS OTHERWISE SPECIFIED: 0 PLC ± - 1 PLC ± - 2 PLC ± - 3 PLC ± .015 4 PLC ± - ANGLES ± -	APVD	P. DESANTIS	1/13/93	PRODUCT SPEC			
INSUL BARREL CRIMP	WIRE BARREL CRIMP			MATERIAL	H04 BRASS		FINISH	APPLICATION SPEC		114-2036	RECEPTACLE, FASTON, .187 SERIES			
								WEIGHT	A3 00779 C-63769		RESTRICTED TO			
								CUSTOMER DRAWING	SCALE	5:1	SHEET	1 OF 1	REV	C1