

4

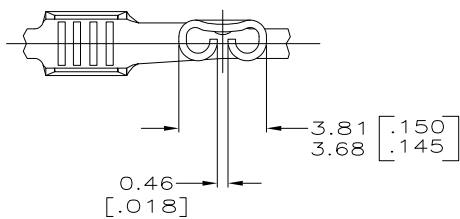
3

2

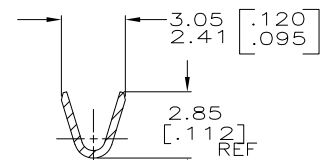
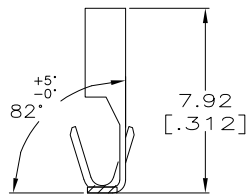
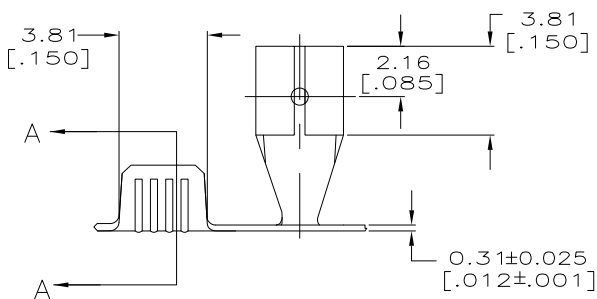
1

THIS DRAWING IS UNPUBLISHED. RELEASED FOR PUBLICATION
 © COPYRIGHT BY TYCO ELECTRONICS CORPORATION. ALL INTERNATIONAL RIGHTS RESERVED.

LOC	DIST	REVISIONS			
P	LTR	DESCRIPTION	DATE	DWN	APVD
AF	50	J1	REVISED PER ECR-10-014282	09JUL10	HMR PD



- 1 CONTINUOUS STRIP ON REELS.
- 2 PART MUST BE REELED ON TO PLASTIC REELS.
- 3 PRELIMINARY - NOT FOR PRODUCTION



SECTION A-A

3/2	[#22-#16] AWG	0.51±0.025 [.020±.001]	60991-3
	[#22-#16] AWG	0.51±0.025 [.020±.001]	60991-1
	WIRE SIZE	MATING TAB THICKNESS	PART NO

4.77 [.188]	F	2.03 [.080]	1.52 [.060]	16	THIS DRAWING IS A CONTROLLED DOCUMENT.	DWN JR RUTH 4/3/95	Tyco Electronics Corporation Harrisburg, PA 17105-3608			
			1.32 [.052]	18		CHK MS FEHER 4/3/95				
			1.19 [.047]	20		APVD P DESANTIS 4/3/95				
			1.11 [.044]	22		PRODUCT SPEC				
STRIP LENGTH ±0.38 [.015]	TYPE	WIDTH	±0.051 [.002]	HEIGHT	WIRE	APPLICATION SPEC 114-2028	NAME RECEPTACLE, FASTON, 2.79 [.110] SERIES			
WIRE BARREL CRIMP					MATERIAL H04 BRASS	FINISH -	SIZE A3	CAGE CODE 00779	DRAWING NO C-60991	RESTRICTED TO -
CUSTOMER DRAWING							SCALE 6:1	SHEET 1 OF 1	REV J1	