

4

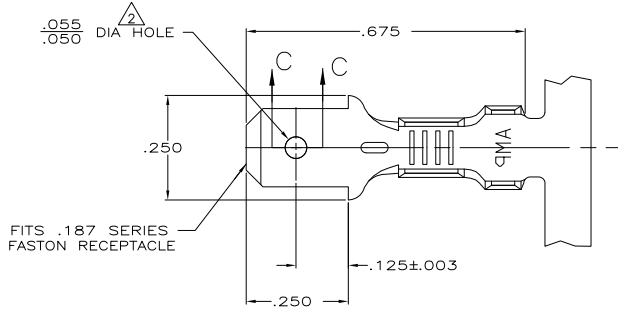
3

2

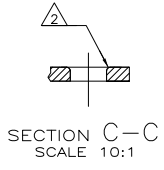
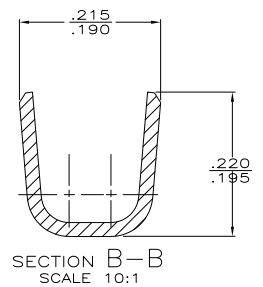
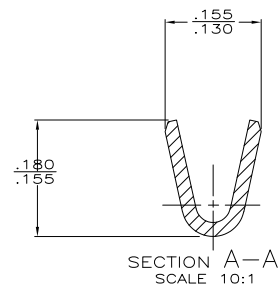
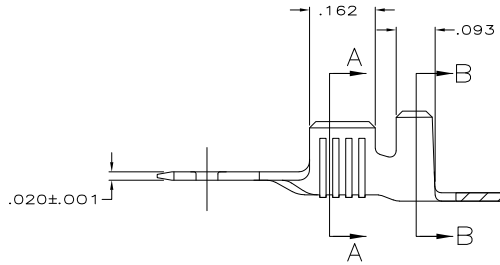
1

THIS DRAWING IS UNPUBLISHED. RELEASED FOR PUBLICATION
 © COPYRIGHT BY TYCO ELECTRONICS CORPORATION. ALL INTERNATIONAL RIGHTS RESERVED.

LOC		DIBT		REVISIONS		
P	LTR	DESCRIPTION	DATE	BY	APPD	
M		REVISED PER ECR-10-004058	08/JUN/10	HMR	PD	



- 1. CONTINUOUS STRIP ON REEL
- 2. NO BURRS PERMISSIBLE AT HOLE. .005 MAX RADIUS PERMISSIBLE ON TOP.



TIN	.120-.150	18-14	60850-2
FINISH	.120-.150	18-14	60850-1
INSULATION RANGE		WIRE RANGE	PART NO

THIS DRAWING IS A CONTROLLED DOCUMENT.

DESIGNED BY	J.R. RUTH	DATE	2/16/99
CHECKED BY	M.S. FEUER	DATE	2/16/99
APPROVED BY	C. MEYERS	DATE	2/17/99

TYCO ELECTRONICS CORPORATION
 HARRISBURG, PA 17105-3608

TAB, FASTON, .187 SERIES™

SIZE	CAGE CODE	DRAWING NO.	RESTRICTED TO
A2	00779	C-60850	

CUSTOMER DRAWING SCALE: 6:1 SHEET: 1 of 1 REV: M

0	.180	.218	F	.110	.085	14
					.076	16
					.071	18
TYPE	WIDTH	STRIP LENGTH ±.015	TYPE	WIDTH	HEIGHT	WIRE
INSUL BARREL CRIMP			WIRE BARREL CRIMP			