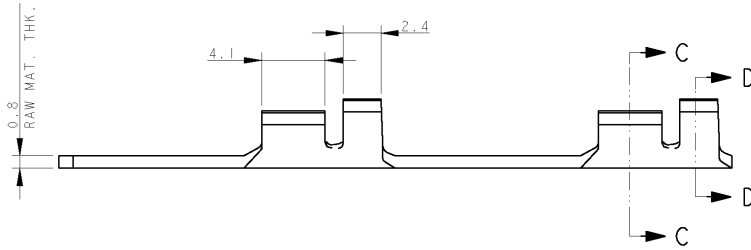
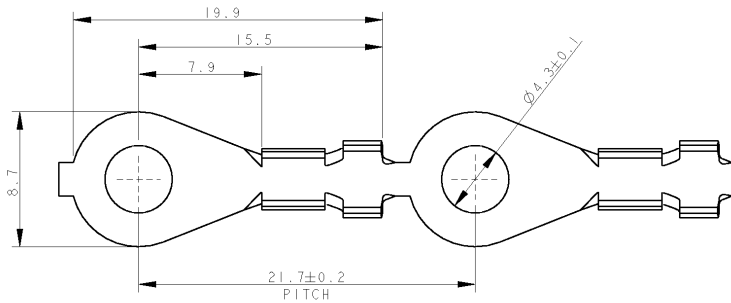


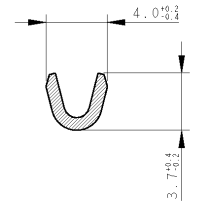
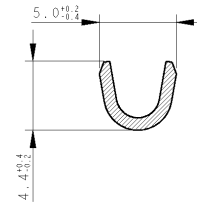
THIS DRAWING IS UNPUBLISHED. RELEASED FOR PUBLICATION 2003  
 © COPYRIGHT 2003 BY TYCO ELECTRONICS CORPORATION. ALL RIGHTS RESERVED.

LOC	DIST	REVISIONS			
P	LTR	DESCRIPTION	DATE	DWN	APVD
	H	FIRST EMISSION	21JUN2005	HY	GT



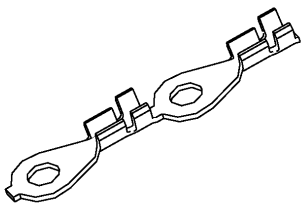
SECTION D-D

SECTION C-C



WIRE RANGE 0.50-1.00 SQ. MM  
 INSULATION RANGE 2.5-3.5 MM DIA.

P/N 140523-0 AS SHOWN



SCALE 2:1

<small>THIS DRAWING IS A CONTROLLED DOCUMENT FOR TYCO ELECTRONICS CORPORATION. IT IS SUBJECT TO CHANGE AND THE CONTROLLING ENGINEERING ORGANIZATION SHOULD BE CONTACTED FOR THE LATEST REVISION.</small>		DWN 21JUN2005 CHK H. YAALI G TURCO APVD - NAME	<b>tyco</b> <b>Electronics</b> tyco Electronics AMP Italia S.p.A. C.so F.lli Cervi, 15 COLLEGNO (TO)
DIMENSIONS: mm 	TOLERANCES UNLESS OTHERWISE SPECIFIED: 0 PLC ± 1 PLC ±0.4 2 PLC ± 3 PLC ± 4 PLC ± ANGLES ±	PRODUCT SPEC - APPLICATION SPEC - WEIGHT -	RING TONGUE SIZE A3 CAGE CODE 00779 DRAWING NO. C-140523 RESTRICTED TO -
MATERIAL BRASS	FINISH -	CUSTOMER DRAWING SCALE 4:1 SHEET 1 OF 1 REV H	

AMP 1470-19 REV 31MAR2000

P14/ENGINEER DRAWING