

4

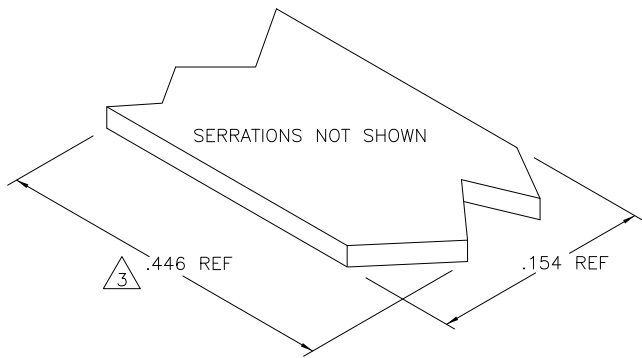
3

2

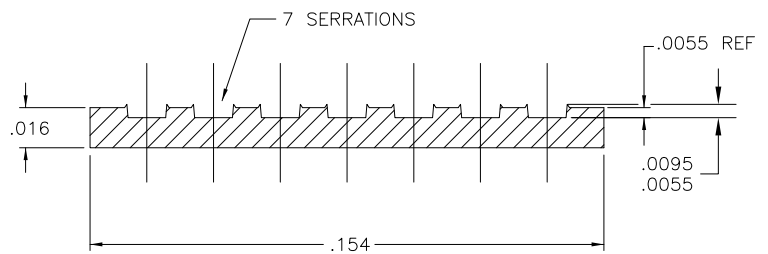
1

THIS DRAWING IS UNPUBLISHED. RELEASED FOR PUBLICATION  
 © COPYRIGHT - BY TYCO ELECTRONICS CORPORATION. ALL RIGHTS RESERVED.

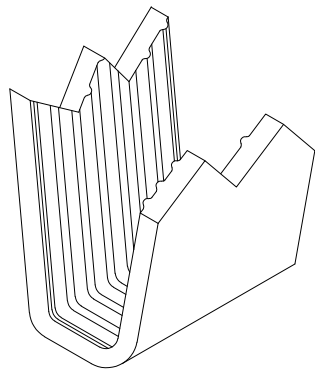
LOC	DIST	REVISIONS				
P	LTR	DESCRIPTION	DATE	DWN	APVD	
AF	50	01	REVISED PER ECR-07-017318	25JUL07	HMR EH	



- 1 CRIMPBAND MATERIAL PROVIDED IN CONTINUOUS STRIP.
- 2 REFERENCE DESCRIPTIVE PART NUMBER P1256R16B.
- 3 BLANK LENGTH DETERMINED BY 125 TOOLSET.



TYP. CROSS SECTION



PARTIAL FORMED VIEW (REF)  
FORMED BY APPLICATION TOOLING

1601845-1

PART NUMBER

THIS DRAWING IS A CONTROLLED DOCUMENT.		DWN MICHAEL S. FEHER 16DEC2002	Tyco Electronics Tyco Electronics Corporation Harrisburg, PA 17105-3608	
DIMENSIONS: INCHES		CHK EDWARD HOWARD 16DEC2002	NAME	
TOLERANCES UNLESS OTHERWISE SPECIFIED:		APVD EDWARD HOWARD 16DEC2002	CRIMPBAND, MTM	
0 PLC ± -	1 PLC ± -	PRODUCT SPEC	RESTRICTED TO	
2 PLC ± -	3 PLC ± .005	APPLICATION SPEC	SIZE	CAGE CODE
4 PLC ± -	ANGLES ± -	WEIGHT	A3	00779
MATERIAL UNS C26000 BRASS	FINISH NONE	CUSTOMER DRAWING	DRAWING NO C-1601845	SCALE 1:1
			SHEET	REV
			1 OF 1	01