

4

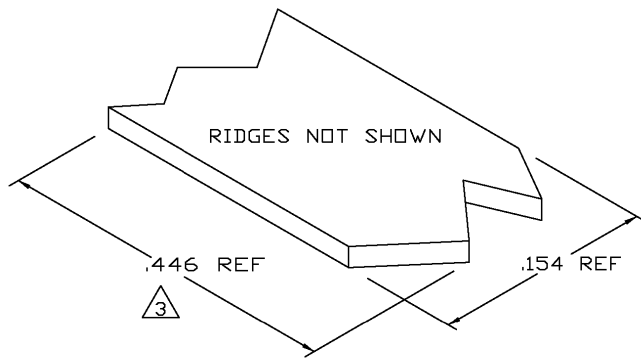
3

2

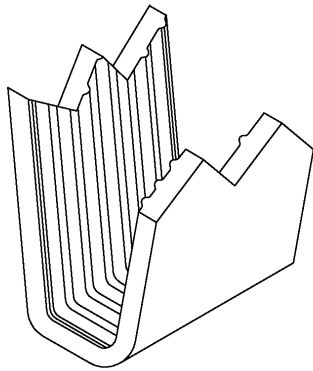
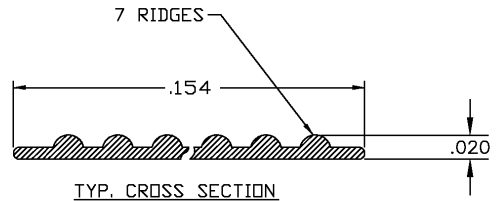
1

THIS DRAWING IS UNPUBLISHED. RELEASED FOR PUBLICATION  
 © COPYRIGHT - BY TYCO ELECTRONICS CORPORATION. ALL RIGHTS RESERVED.

LDC		DIST		REVISIONS			
P	LTR	DESCRIPTION	DATE	DWN	APVD		
0		TRANSFERRED TO TYCO FORMAT	16SEP02	MF	EH		



- 1 CRIMPBAND MATERIAL PROVIDED IN CONTINUOUS STRIP.
  - 2 REFERENCE DESCRIPTIVE PART NUMBER L125D20B.
- 3 BLANK LENGTH DETERMINED BY 125 TOOLSET.



PARTIAL FORMED VIEW (REF)  
 FORMED BY APPLICATION TOOLING

1601730-1

PART NUMBER

THIS DRAWING IS A CONTROLLED DOCUMENT.		DWN MICHAEL S. FEHER 16SEP2002	Tyco Electronics Corporation Harrisburg, PA 17105-3608	
DIMENSIONS: INCHES	TOLERANCES UNLESS OTHERWISE SPECIFIED:	CHK EDWARD HOWARD 16SEP2002	NAME EDWARD HOWARD	
0 PLC ± -	1 PLC ± -	APVD EDWARD HOWARD	PRODUCT SPEC	
2 PLC ± -	3 PLC ± .005	APPLICATION SPEC	SIZE	
4 PLC ± -	ANGLES ± -	WEIGHT	A3	00779
MATERIAL UNS C26000 BRASS	FINISH NONE	CUSTOMER DRAWING	DRAWING NO 1601730	RESTRICTED TO
			SCALE 1:1	SHEET 1 OF 1
			REV 0	