

4

3

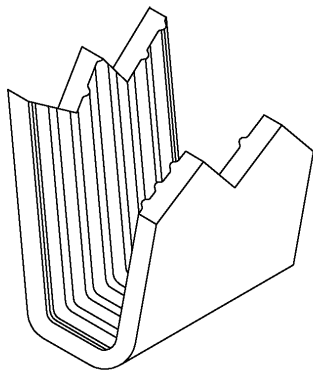
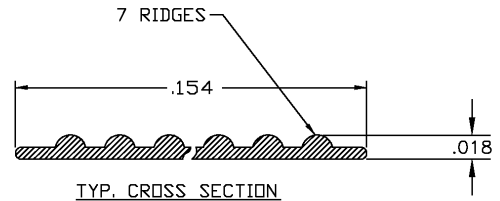
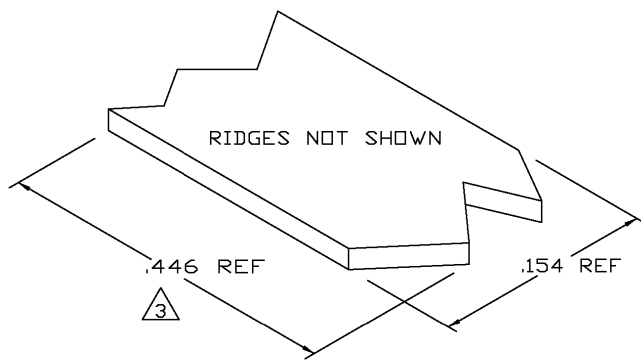
2

1

THIS DRAWING IS UNPUBLISHED. RELEASED FOR PUBLICATION
 © COPYRIGHT - BY TYCO ELECTRONICS CORPORATION. ALL RIGHTS RESERVED.

LDC		DIST		REVISIONS			
P	LTR	DESCRIPTION	DATE	DWN	APVD		
0		TRANSFERRED TO TYCO FORMAT	16SEP02	MF	EH		

- CRIMPBAND MATERIAL PROVIDED IN CONTINUOUS STRIP.
 - REFERENCE DESCRIPTIVE PART NUMBER L125D18TBX.
- △ 3 BLANK LENGTH DETERMINED BY 125 TOOLSET.



PARTIAL FORMED VIEW (REF)
 FORMED BY APPLICATION TOOLING

1601729-1

PART NUMBER

THIS DRAWING IS A CONTROLLED DOCUMENT.		DWN MICHAEL S. FEHER 16SEP2002	Tyco Electronics Corporation Harrisburg, PA 17105-3608	
DIMENSIONS: INCHES		CHK EDWARD HOWARD 16SEP2002	NAME EDWARD HOWARD	
TOLERANCES UNLESS OTHERWISE SPECIFIED:		APVD EDWARD HOWARD 16SEP2002	PRODUCT SPEC -	
0 PLC ± -		APPLICATION SPEC -	SIZE A3	
1 PLC ± -		WEIGHT -	CAGE CODE 00779	DRAWING NO 1601729
2 PLC ± -		MATERIAL UNS C26000 BRASS	RESTRICTED TO -	
3 PLC ± .005		FINISH TIN	SCALE 1:1	
4 PLC ± -		CUSTOMER DRAWING		
ANGLES ± -		SHEET 1 OF 1		
-		REV 0		