

4

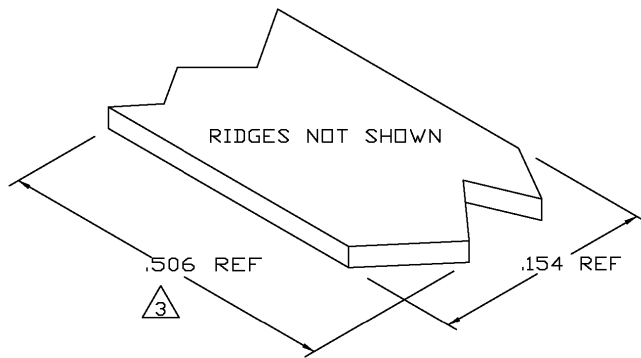
3

2

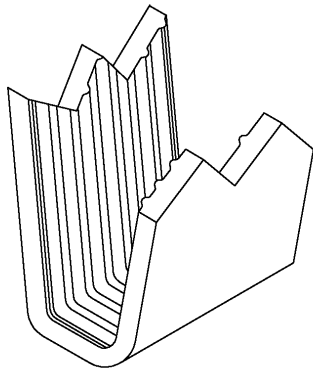
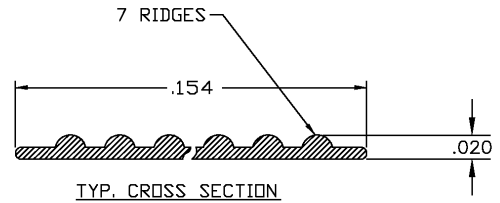
1

THIS DRAWING IS UNPUBLISHED. RELEASED FOR PUBLICATION  
 © COPYRIGHT - BY TYCO ELECTRONICS CORPORATION. ALL RIGHTS RESERVED.

LDC		DIST		REVISIONS			
P	LTR	DESCRIPTION	DATE	DWN	APVD		
	0	TRANSFERRED TO TYCO FORMAT	16SEP02	MF	EH		



- 1 CRIMPBAND MATERIAL PROVIDED IN CONTINUOUS STRIP.
  - 2 REFERENCE DESCRIPTIVE PART NUMBER L125/165D20B.
- △ 3 BLANK LENGTH DETERMINED BY 125/165 TOOLSET.



PARTIAL FORMED VIEW (REF)  
 FORMED BY APPLICATION TOOLING

1601711-1  
 PART NUMBER

THIS DRAWING IS A CONTROLLED DOCUMENT.		OWN MICHAEL S. FEHER 16SEP2002	Tyco Electronics Corporation Harrisburg, PA 17105-3608	
DIMENSIONS: INCHES	TOLERANCES UNLESS OTHERWISE SPECIFIED:	CHK EDWARD HOWARD 16SEP2002	NAME EDWARD HOWARD	
	0 PLC ± -	APVD EDWARD HOWARD 16SEP2002	PRODUCT SPEC	
	1 PLC ± -		APPLICATION SPEC	
	2 PLC ± -		WEIGHT	
	3 PLC ± .005		SIZE CAGE CODE DRAWING NO	
	4 PLC ± -		RESTRICTED TO	
	ANGLES ± -		A3 00779 C-1601711	
MATERIAL UNS C26000 BRASS	FINISH NONE	CUSTOMER DRAWING		SCALE 1:1 SHEET 1 OF 1 REV 0