

4

3

2

1

THIS DRAWING IS UNPUBLISHED. RELEASED FOR PUBLICATION  
 © COPYRIGHT BY TYCO ELECTRONICS CORPORATION. ALL RIGHTS RESERVED.

LOC	DIST	REVISIONS		
P	LTR	DESCRIPTION	DATE	BY
AD	00	REVISED PER ECO-09-003518	13FEB09	HMR

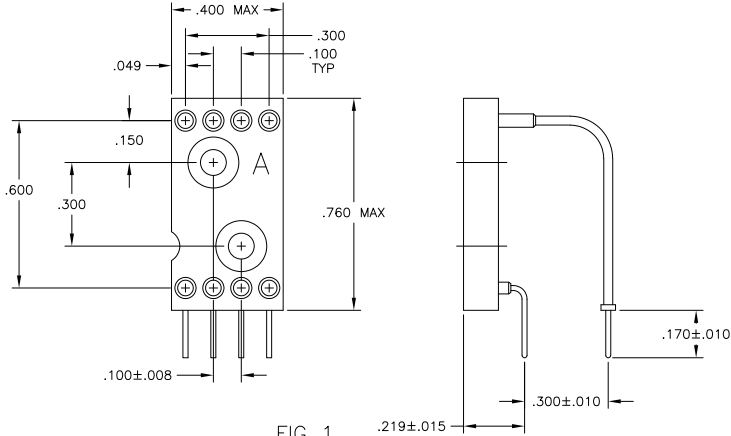


FIG 1  
508-AG8D

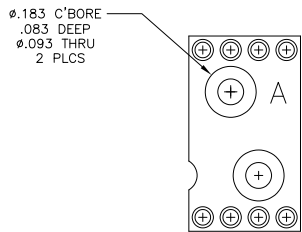


FIG 2  
508-AG4F

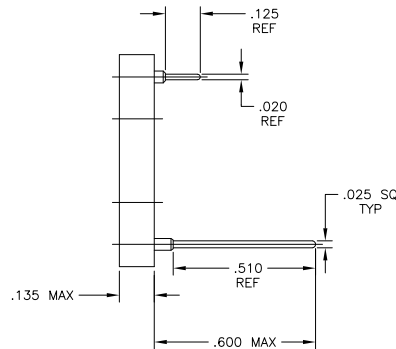


FIG 3  
508-AG4A



MATERIAL AND FINISH:  
 INSULATOR: THERMOPLASTIC POLYESTER, UL 94V-0, BLACK  
 CONTACT: BERYLLIUM COPPER GOLD OVER NICKEL PLATE  
 SLEEVE: BRASS TIN PLATE  
 SLEEVE G36F ONLY: BRASS, GOLD OVER NICKEL PLATE

DESCRIPTION	AUGAT PART NUMBER	TE PART NUMBER
RIGHT ANGLE MTG. PRINTED CIRCUIT	508-AG8D-LF	1825412-1
HORIZONTAL MTG. PRINTED CIRCUIT	508-AG4D-LF	9-6437529-4
HORIZONTAL MTG. SOLDER POCKET	508-AG4A-LF	9-6437529-3
RIGHT ANGLE MTG. PRINTED CIRCUIT	508-AG8D	9-1437529-7
HORIZONTAL MTG. PRINTED CIRCUIT	508-AG4D	9-1437529-4
HORIZONTAL MTG. WIRE WRAP	508-AG4F	9-1437529-5
HORIZONTAL MTG. SOLDER POCKET	508-AG4A	9-1437529-3
HORIZONTAL MTG. WIRE WRAP	508-AG36F	N/A

DIMENSIONS:		TYCO PART NUMBER:		TYCO ELECTRONICS CORPORATION	
INCHES	0.0005	0.0005	0.0005	0.0005	0.0005
MILLIMETERS	0.0127	0.0127	0.0127	0.0127	0.0127
MATERIAL:		FINISH:		CUSTOMER DRAWING	
APPROVED:		DATE:		SCALE: 1:1	
DRAWN:		CHECKED:		SHEET: 1 of 1	
DESIGNED:		APPROVED:		REV: A	
PRODUCT SPEC:		APPLICATION SPEC:		SIZE: A2	
WEIGHT:		CAGE CODE:		DRAWING NO: 9-1437529-3	
RESTRICTED TO:		SCALE:		SHEET: 1 of 1	

AMP 1471-9 REV 31MM2000

9-1437529-3

A