

REV	DATE	DESCRIPTION	BY	APP
AD	00			
CS		REVISED PER ECR-12-003106		

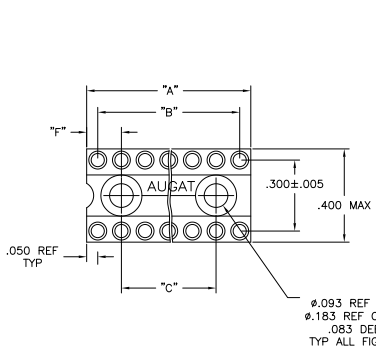


FIG. 1

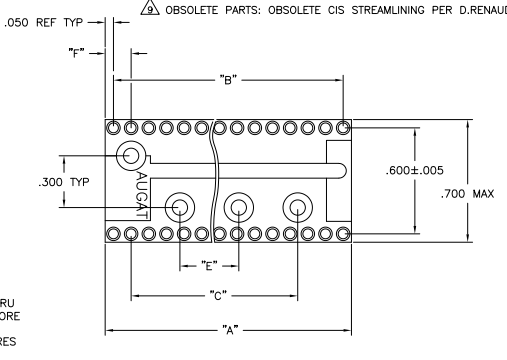


FIG. 2

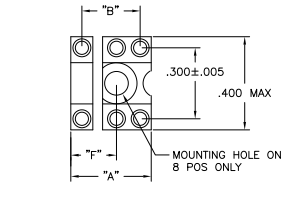


FIG. 3

6 POS MOUNTING HOLE OMITTED

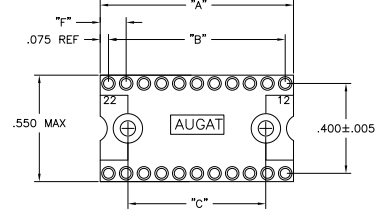
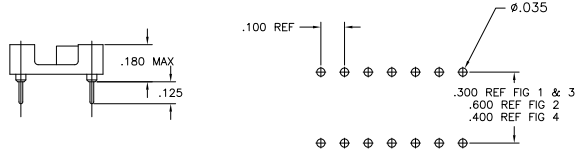
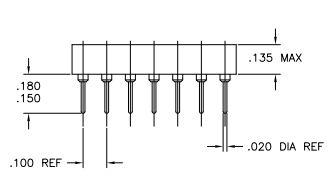


FIG. 4



P.C.B. HOLE LAYOUT  
 TOLERANCE ±.003

△ OBSOLETE PARTS: OBSOLETE CIS STREAMLINING PER D.RENAUD/D.SINISI

- △ INSULATOR MATERIAL - THERMOPLASTIC POLYESTER, PCT, BLACK, UL94 V-0.
- △ STAMPED CONTACT BECU, PLATED WITH 80-200 μIN THK, TIN, (LEAD FREE) OVER 75-100 μIN THK COPPER.
- △ SLEEVE - NICKEL, PLATED WITH 180-340 μIN THK, TIN, (LEAD FREE) OVER 75-100 μIN THK NICKEL.
- △ STAMPED CONTACT-BECU, PLATED WITH 25 MIN. GOLD OVER 50-100μIN NICKEL.
- △ STAMPED CONTACT-BECU, PLATED WITH GOLD FLASH OVER 50-100μIN NICKEL.
- △ ELECTRICAL:  
 CONTACT RESISTANCE: 10 MILLIOHMS MAX  
 CONTACT RATING: 3 AMPS  
 CAPACITANCE: 1.0 pF PER MIL-STD-202, METHOD 305  
 INSULATION RESISTANCE: 5000 MOHMS MIN @ 500 VDC PER EIA-364-21  
 DIELECTRIC WITHSTANDING VOLTAGE: 1000 VOLTS (RMS) PER EIA-364-20
- △ MECHANICAL:  
 AFTER INSERTION FORCE: 179 GRAMS AVG  
 AFTER WITHDRAWAL FORCE: 63 GRAMS AVG  
 ACCEPTS IC PIN-.009"x.015" THROUGH .011"x.020", OR .016" TO .021" DIAMETER, .150/.105 LONG
- △ ENVIRONMENTAL:  
 OPERATING TEMPERATURE: -55°C TO -105°C

△	4	.150	-	-	.900	1.100	1.200	24	5-1571551-3
△	2	.150	.500	.900	1.500	1.900	2.000	40	5-1571551-2
△	2	.150	.500	.900	1.500	1.700	1.800	36	5-1571551-1
△	2	.150	.500	.900	-	1.500	1.600	32	5-1571551-0
△	2	.150	.500	.900	-	1.300	1.400	28	4-1571551-9
△	2	.150	.500	.900	-	1.100	1.200	24	4-1571551-8
△	4	.175	-	-	.800	1.000	1.150	22	4-1571551-7
△	1	.250	-	-	.500	.900	1.000	20	4-1571551-6
△	1	.150	-	-	.600	.800	.900	18	4-1571551-5
△	1	.150	-	-	.500	.300	.800	16	4-1571551-4
△	1	.150	-	-	.400	.600	.700	14	4-1571551-3
△	3	.200	-	-	.300	.400	.8	8	4-1571551-2
△	3	-	-	-	.200	.300	.6	6	4-1571551-1
△	4	.150	-	-	.900	1.100	1.200	24	3-1571551-3
△	2	.150	.500	.900	1.500	1.900	2.000	40	3-1571551-2
△	2	.150	.500	.900	1.500	1.700	1.800	36	3-1571551-1
△	2	.150	.500	.900	-	1.500	1.600	32	3-1571551-0
△	2	.150	.500	.900	-	1.300	1.400	28	2-1571551-9
△	2	.150	.500	.900	-	1.100	1.200	24	2-1571551-8
△	4	.175	-	-	.800	1.000	1.150	22	2-1571551-7
△	1	.250	-	-	.500	.900	1.000	20	2-1571551-6
△	1	.150	-	-	.600	.800	.900	18	2-1571551-5
△	1	.150	-	-	.500	.300	.800	16	2-1571551-4
△	1	.150	-	-	.400	.600	.700	14	2-1571551-3
△	3	.200	-	-	.300	.400	.8	8	2-1571551-2
△	3	-	-	-	.200	.300	.6	6	2-1571551-1
△	4	.150	-	-	.900	1.100	1.200	24	1-1571551-3
△	2	.150	.500	.900	1.500	1.900	2.000	40	1-1571551-2
△	2	.150	.500	.900	1.500	1.700	1.800	36	1-1571551-1
△	2	.150	.500	.900	-	1.500	1.600	32	1-1571551-0
△	2	.150	.500	.900	-	1.300	1.400	28	1571551-9
△	2	.150	.500	.900	-	1.100	1.200	24	1571551-8
△	4	.175	-	-	.800	1.000	1.150	22	1571551-7
△	1	.250	-	-	.500	.900	1.000	20	1571551-6
△	1	.150	-	-	.600	.800	.900	18	1571551-5
△	1	.150	-	-	.500	.300	.800	16	1571551-4
△	1	.150	-	-	.400	.600	.700	14	1571551-3
△	3	.200	-	-	.300	.400	.8	8	1571551-2
△	3	-	-	-	.200	.300	.6	6	1571551-1

△ OBSOLETE

FINISH	FIG	F	E	D	C	B	"A" MAX	NO. OF POSN	PART NO.
△	4	.150	-	-	.900	1.100	1.200	24	5-1571551-3
△	2	.150	.500	.900	1.500	1.900	2.000	40	5-1571551-2
△	2	.150	.500	.900	1.500	1.700	1.800	36	5-1571551-1
△	2	.150	.500	.900	-	1.500	1.600	32	5-1571551-0
△	2	.150	.500	.900	-	1.300	1.400	28	4-1571551-9
△	2	.150	.500	.900	-	1.100	1.200	24	4-1571551-8
△	4	.175	-	-	.800	1.000	1.150	22	4-1571551-7
△	1	.250	-	-	.500	.900	1.000	20	4-1571551-6
△	1	.150	-	-	.600	.800	.900	18	4-1571551-5
△	1	.150	-	-	.500	.300	.800	16	4-1571551-4
△	1	.150	-	-	.400	.600	.700	14	4-1571551-3
△	3	.200	-	-	.300	.400	.8	8	4-1571551-2
△	3	-	-	-	.200	.300	.6	6	4-1571551-1