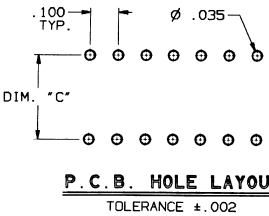
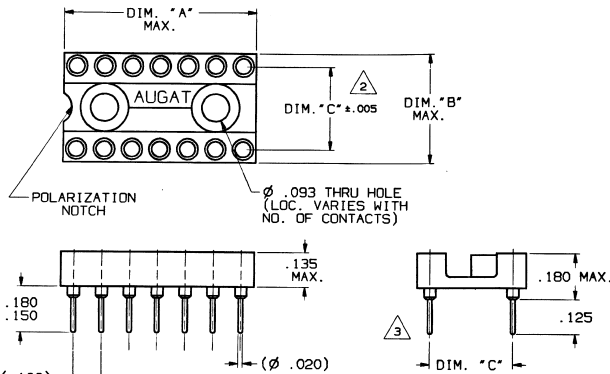
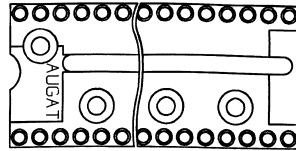
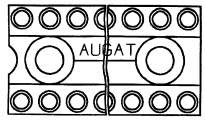


CONVERSION CHART	
INCH	MM
.002	0.05
.005	0.13
.010	0.25
.020	0.51
.035	0.89
.100	2.54
.125	3.18
.135	3.43
.180	4.57
.180	4.57
.150	3.82
.300	7.62
.400	10.16
.600	15.24
.700	17.78
.800	20.32
1.000	25.40
1.200	30.48
1.400	35.56
1.800	45.72
2.000	50.8
2.100	53.34
2.400	60.96
3.200	81.28



PART NUMBER	FIG.	DIM. "A"	DIM. "B"	DIM. "C"
514-AG10D-ES 514-AG11D-ES 514-AG11D-ESL	1	.700	.400	.300
516-AG10D-ES 516-AG11D-ES 516-AG11D-ESL	1	.800	.400	.300
520-AG10D-ES 520-AG11D-ES 520-AG11D-ESL	1	1.000	.400	.300
524-AG10D-ES 524-AG11D-ES 524-AG11D-ESL	2	1.200	.700	.600
528-AG10D-ES 528-AG11D-ES 528-AG11D-ESL	2	1.400	.700	.600
532-AG10D-ES 532-AG11D-ES 532-AG11D-ESL	2	1.600	.700	.600
540-AG10D-ES 540-AG11D-ES 540-AG11D-ESL	2	2.000	.700	.600

SPECIFICATIONS:

MATERIALS:
 INSULATOR: POLYESTER, UL RATED 94V-0.
 CONTACT: COPPER ALLOY
 SLEEVE: COPPER ALLOY
 PLATING: 10D-ES - CONTACT - GOLD OVER NICKEL.
 SLEEVE - GOLD OVER NICKEL.
 11D-ES - CONTACT - GOLD OVER NICKEL.
 SLEEVE - TIN/LEAD.
 11D-ESL- CONTACT - LOW GOLD OVER NICKEL.
 SLEEVE - TIN/LEAD.

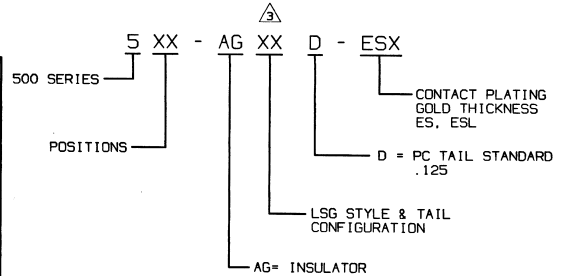
ELECTRICAL:
 CONTACT RESISTANCE: 10 MILLIOHMS MAX.
 CONTACT RATING: 3 AMPS.
 CAPACITANCE: 1.0 pF PER MIL-STD-202, METHOD 305.
 INSULATION RESISTANCE: 5000 MΩ MIN. @ 500 VDC PER MIL-STD-1344, METHOD 3003.1
 DIELECTRIC WITHSTANDING VOLTAGE: 1000 VOLTS (RMS) PER MIL-STD-1344, METHOD 3001.1.

MECHANICAL:
 INSERTION FORCE: 179 GRAMS AVERAGE WHEN MEASURED WITH Ø .018 POLISHED STEEL PIN.
 WITHDRAWAL FORCE: 63 GRAMS AVERAGE WHEN MEASURED WITH Ø .018 POLISHED STEEL PIN.

ENVIRONMENTAL:
 OPERATING TEMPERATURE:
 TIN/LEAD CONTACT: -63°F TO +221°F (-55°C TO +105°C).
 GOLD CONTACT: -63°F TO +261°F (-55°C TO +125°C).

NOTES:

- INTERPRET DRAWING PER ASME Y14.5M-1994.



OUTLINE DRAWING
 SPECIFICATIONS ARE SUBJECT TO CHANGES WITHOUT NOTICE

REV	REVISIONS
0	INITIAL RELEASE S. KIRCORIAN 5-31-95 APP. D. D. O'NEILL 6-2-95
1	REVISED FOR S. KIRCORIAN 9-25-95 APP. D. D. O'NEILL 9-26-95
2	REVISED FOR L. J. # 87-98 APP. D. D. O'NEILL 8-13-96
3	REVISED FOR L. J. # 89-97 APP. D. D. O'NEILL 6-23-97

THIS IS A C.A.D. GENERATED DRAWING.
 DO NOT MAKE MANUAL REVISIONS TO MASTER.



THIRD ANGLE PROJECTION
 TOLERANCES (EXCEPT AS NOTED)
 ANGULAR .XX ± .1°
 DECIMAL .XX ± .005
 DECIMAL .XXX ± .010
 DECIMAL .XXXX ± .005

AUGAT CONFIDENTIAL
 This document contains information which is the exclusive property of Augat Inc.
 Distribution, reproduction or use by others is not permitted without the expressed written consent of Augat Inc.

UNLESS OTHERWISE SPECIFIED DIMENSIONS ARE IN INCHES DO NOT SCALE PRINT

FILE NAME: SXXA0011 DIRECTORY: PNC00EAS

MATERIAL: SEE SPECIFICATIONS

FINISH: SEE SPECIFICATIONS

ORIGINAL DATE OF DRAWING: 5-31-95

DRAWN: S. KIRCORIAN DATE: 5-31-95

CHECKED: DATE:

APPROVED: D. D. NEILL DATE: 6-2-95

CODE IDENT. NO. 91506 DWG. SIZE C

NEXT ASSY:

AUGAT 452 JOHN DIETSON BLVD.
 ATTLEBORO FALLS, MASS. 02763
 INC.

TITLE: **OUTLINE DRAWING**
 500 SERIES

DWG. NO. REV. 3

PRODUCT CODE: 6231

SCALE: SHEET 1 OF 1