

4

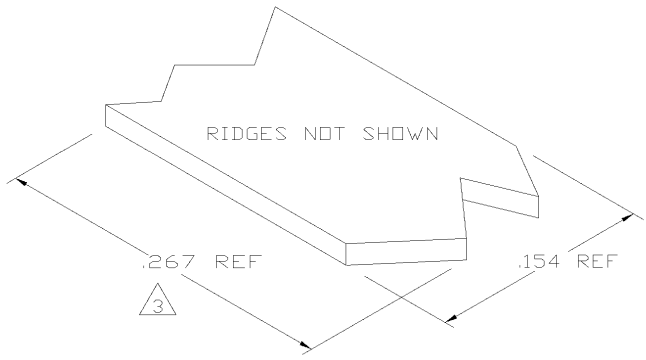
3

2

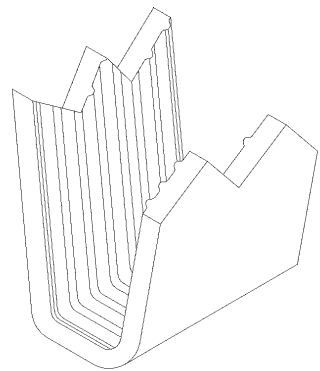
1

THIS DRAWING IS UNPUBLISHED. RELEASED FOR PUBLICATION  
 © COPYRIGHT BY TYCO ELECTRONICS CORPORATION. ALL RIGHTS RESERVED.

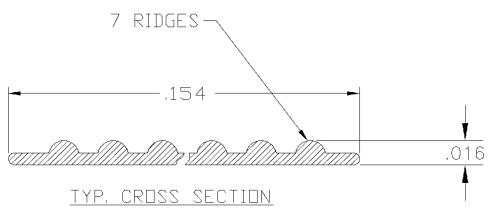
LOC	DIST	REVISIONS				
P	LTR	DESCRIPTION	DATE	DWN	APVD	
AF	50	0	TRANSFERRED TO TYCO FORMAT	20MAY02	MF	EH



- 1 CRIMPBAND MATERIAL PROVIDED IN CONTINUOUS STRIP.
  - 2 REFERENCE DESCRIPTIVE PART NUMBER L051D16B.
- △ 3 BLANK LENGTH DETERMINED BY 051 TOOLSET.



PARTIAL FORMED VIEW (REF)  
FORMED BY APPLICATION TOOLING



1601588-1  
PART NUMBER

THIS DRAWING IS A CONTROLLED DOCUMENT.		DWN MICHAEL S. FEHER 20MAY2002		Tyco Electronics Corporation Harrisburg, PA 17105-3608	
DIMENSIONS: INCHES		CHK EDWARD HOWARD 20MAY2002		NAME EDWARD HOWARD	
TOLERANCES UNLESS OTHERWISE SPECIFIED:		APVD EDWARD HOWARD 20MAY2002	PRODUCT SPEC		
0 PLC ± -	1 PLC ± -	APPLICATION SPEC			
2 PLC ± -	3 PLC ± .005	WEIGHT			
4 PLC ± -	ANGLES ± -	SIZE CAGE CODE DRAWING NO			
MATERIAL UNS C26000 BRASS	FINISH NONE	A3 00779		C-1601588	
CUSTOMER DRAWING		SCALE 1:1		SHEET 1 OF 1 REV Q	

AMP 1470-19 REV 31MAR2000

H:\