

4

3

2

1

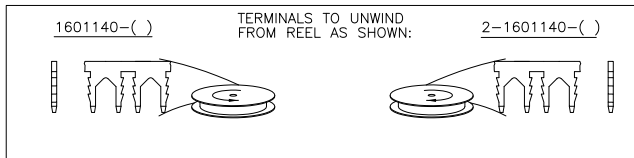
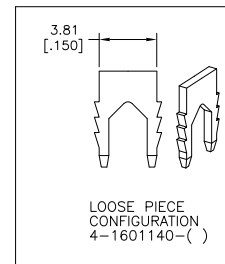
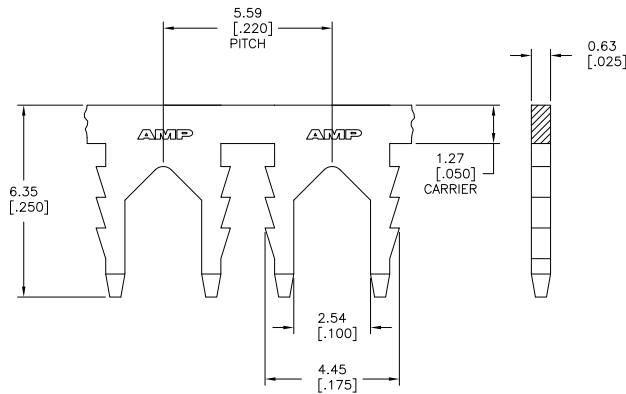
THIS DRAWING IS UNPUBLISHED. RELEASED FOR PUBLICATION
 BY TYCO ELECTRONICS CORPORATION. ALL INTERNATIONAL RIGHTS RESERVED.

LOC		DIST		REVISIONS			
REV	DATE	BY	APP'D	DESCRIPTION	DATE	BY	APP'D
F	---	---	---	---	---	---	---
C3	---	---	---	REVISED PER ECR-10-021309	19OCT10	HMR	GJ

- SPECIFICATIONS:
 LEAD WIRE #18 - #22 AWG, (0.8mm²-0.3mm²)
 INSULATED LEAD WIRE.
 MAX INSULATION O.D: 2.9mm(.115").
 OTHER SIZES MAY BE ACCOMMODATED,
 CONSULT TYCO ELECTRONICS FOR APPROVAL.

2 POCKET RECOMMENDATION: #1601421

3 STRAIN RELIEF APPLICATION TO COMPLY WITH
 TYCO ELECTRONICS SPECIFICATION 114-13166, FIG 3



-	-	-
-	-	-
POST PLATED NICKEL	-	4-1601140-2
UNPLATED	053-001-000	4-1601140-1
UNPLATED	153-004-000	2-1601140-1
UNPLATED	153-001-000	1601140-1
FINISH	REFERENCE PART NUMBER	PART NUMBER

THIS DRAWING IS A CONTROLLED DOCUMENT.		DNW J. WELLS 11JAN2002	Tyco Electronics Corporation Harrisburg, PA 17105-3608
DIMENSIONS: mm [INCHES]		CHK M. FEHR 11JAN2002	
TOLERANCES UNLESS OTHERWISE SPECIFIED:		APPC K. RANDOLPH 11JAN2002	NAME
0 PLC	±		LEAD-LOK II
1 PLC	±	0.25 (0.010)	STRAIN RELIEF TERMINAL
2 PLC	±	0.13 (0.005)	
3 PLC	±		
4 PLC	±		
ANGLES	±		
MATERIAL	BRASS, SPRING HARD	FINISH	SEE TABLE
APPLICATION SPEC:		3	SIZE CASE CODE DRAWING NO
WEIGHT			A2 00779 C=1601140
CUSTOMER DRAWING		SCALE	11:1 SHEET 1 of 1 REV C3

1601140

A