THIS DRAWING IS UNPUBLISHED. VERTRAULICHE UNVERÖFFENTLICHTE ZEICHNUNG
RELEASED FOR PUBLICATION. FREI FÜR VERÖFFENTLICHUNG
ALL RIGHTS RESERVED. ALLE RECHTE VORBEHALTEN
© COPYRIGHT

MATED WITH: PASSEND ZU: 114-18601

LOC	DIST
A1	-

REVISIONS
ABÄNDERUNGEN

P	LTR	DESCRIPTION / BESCHREIBUNG	DATE	DWN	APVD
	A7	REVISED PER ECO-11-005294	20APR11	RK	HMR

PROJEKT NR.: 99-52164

POS.1

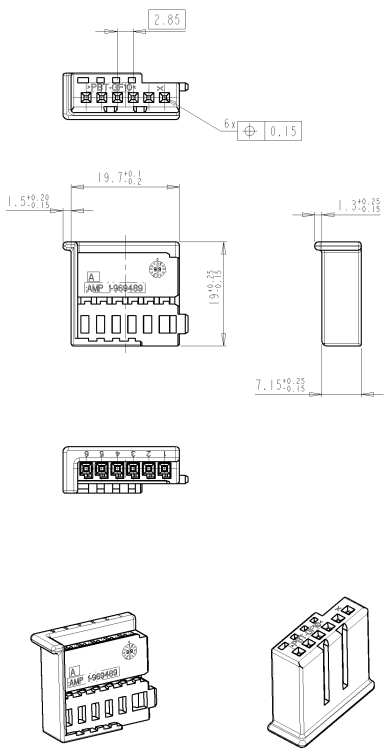

POS.2

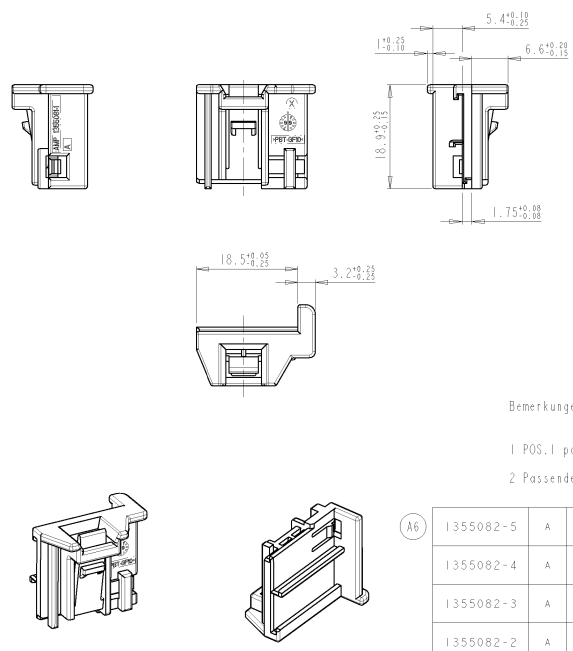

Anlieferzustand:
Kit besteht aus Gehaeuse + Retainer

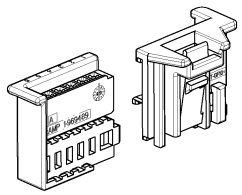

NEUTRALE VERSION

Bemerkungen

1 POS.1 passend mit AMP-Buchsenkontakt z.B. PN 928 999 oder 963 715

2 Passender Gegenstecker nach Zeichnung 114-18601

KIT NO	REV.	CODING	PART NO	REV.	MATERIAL	COLOUR SURFACE	DESCRIPTION	QTY.	ITEM NO
A6 1355082-5	A	A	1355081-4	A	PBT-GF 10	BLUE	RETAINER	1	2
			1-969489-3	A	PBT-GF 10	WHITE	MQS-HSG, 6POSN	1	1
1355082-4	A	A	1355081-4	A	PBT-GF 10	BLUE	RETAINER	1	2
			1-969489-4	A	PBT-GF 10	BLUE	MQS-HSG, 6POSN.	1	1
1355082-3	A	A	1355081-3	A	PBT-GF 10	WHITE	RETAINER	1	2
			1-969489-3	A	PBT-GF 10	WHITE	MQS-HSG, 6POSN.	1	1
1355082-2	A	A	1355081-2	A	PBT-GF 10	BROWN	RETAINER	1	2
			1-969489-2	A	PBT-GF 10	BROWN	MQS-HSG, 6POSN.	1	1
1355082-1	A	A	1355081-1	A	PBT-GF 10	BLACK	RETAINER	1	2
			1-969489-1	A	PBT-GF 10	BLACK	MQS-HSG, 6POSN.	1	1

DIMENSIONS: MASSEINHEITEN: mm

TOLERANCES UNLESS OTHERWISE SPECIFIED: ALLGEMEINTOLERANZEN
PLC ± 1 PLC ± 2 PLC ± 3 PLC ± 4 PLC
ACC. TO DIN 16901-140 CENTRIC TO NOMINAL DIM
ANGLES / WINKEL ±2°
FINISH / OBERFLAECHE / FARBE

MATERIAL -

DWN 29-JUN-1999 J. Schneider
CHK 29-JUN-1999 R.Forell
APVD -
PRODUCT SPEC PRODUKTSPEZ. -
APPLICATION SPEC VERARBEITUNGSSPEZ. -
WEIGHT GEWICHT -

TE Connectivity

NAME: MICRO QUADLOK SOCKET-HSG., 6POSN. + RETAINER (KIT)
MQS-Buchsengeh.,6pol+Retainer (Kit)

SIZE A2 | CAGE CODE 00779 | DRAWING NO ZEICHNUNGS-NR. C=1355082 | RESTRICTED TO NUR FUER -

CUSTOMER DRAWING /KUNDENZEICHNUNG | SCALE MASSSTAB 2:1 | SHEET BLATT 1 OF VON 1 | REV A7

Downloaded from Elcodis.com electronic components distributor