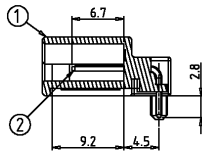
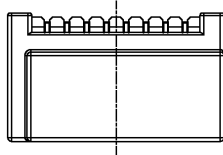
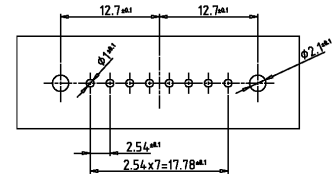
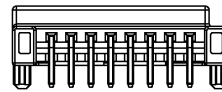
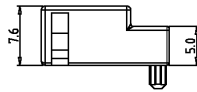
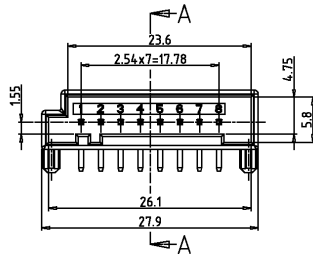
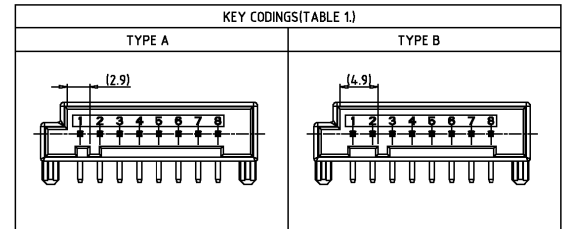


THIS DRAWING IS UNPUBLISHED. RELEASED FOR PUBLICATION
 © COPYRIGHT BY TYCO ELECTRONICS CORPORATION ALL RIGHTS RESERVED

LOC	DIST	REVISIONS			
P	LTR	DESCRIPTION	DATE	DWK	APVD
A		RELEASED	01/JUN/05	SB	CS
B		REVISE	22/DEC/05	SB	JK



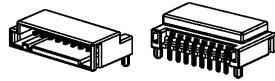
SECTION A-A



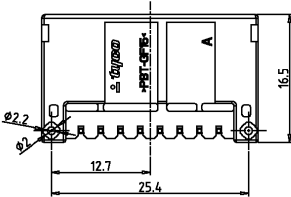
PCB LAY-OUT

NOTES

1. APPLIED MATING CONNECTOR P/N ; X-1743282-X



3D VIEW
SCALE 1/1



ASSY P/N	QTY
0-1743284-1	8
1-1743284-2	8
1-1743284-3	8
1-1743284-6	8

NO.	DESCRIPTION	CODE	REV.	MATERIAL	COLOR/FINISH	Q'TY
2	0.63 CONTACT	-	B	COPPER ALLOY	POST TIN	8
1	HDR HSG	B	A	PBT-GF15	RED	1
1	HDR HSG	B	A	PBT-GF15	LIGHT GRAY	1
1	HDR HSG	B	A	PBT-GF15	BLACK	1
1	HDR HSG	A	A	PBT-GF15	NATURAL	1

control priority dimension;	
<input checked="" type="checkbox"/> CRITICAL	<input checked="" type="checkbox"/> MAJOR
<input type="checkbox"/> DIMENSIONS: mm	<input type="checkbox"/> MINOR
TOLERANCES UNLESS OTHERWISE SPECIFIED:	
DECIMALS: ± 0.3	ANGLES: ± 3°
MATERIAL: SEE TABLE	FINISH: SEE TABLE

DWN : SB. LEE		AMP KOREA. kyungsan, korea
CHK : BN JANG		
APVD : JK SONG	NAME	MQS PIN HEADER ASS'Y, 8 POS
PRODUCT SPEC	SIZE	CAGE CODE
APPLICATION SPEC	DRAWING NO	RESTRICTED TO
WEIGHT	A300779	1743284
CUSTOMER DRAWING		SCALE 2:1 SHEET 1 OF 1 REV B