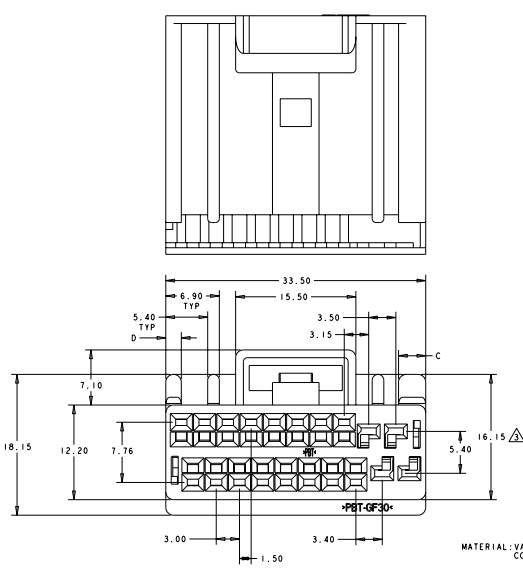
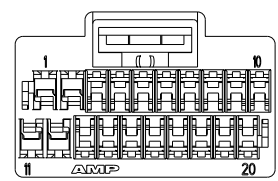
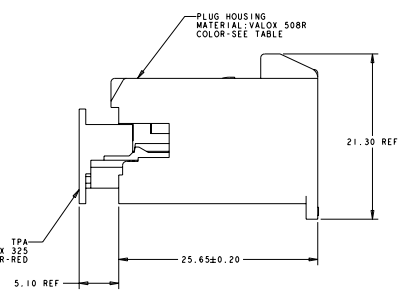


ALL DIMENSIONS IN MILLIMETERS UNLESS OTHERWISE SPECIFIED
 ALL DIMENSIONS ARE TO CENTER UNLESS OTHERWISE SPECIFIED
 ALL DIMENSIONS ARE TO CENTER UNLESS OTHERWISE SPECIFIED

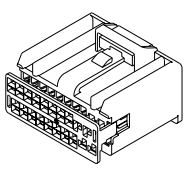
REV	DATE	DESCRIPTION	BY	CHK	APP
B	7/8/97	REVISED PER EC 00880-0076-99	MLJ/JS	JMS	CDP
B1	REV PER ECR-04-007408		SMITH/MS	JM	JM
B2	REV PER ECR-07-025182		SMITH/MS	JM	JM



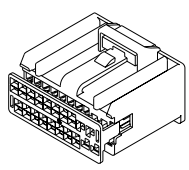
638082-1, 8-3 SHOWN
KEY A CONFIGURATION



- TO BE USED WITH 1.0 MM RECEPTACLE CONTACT P/N'S 638187-1 & 2 IN CAVITIES 3 THRU 10 & 13 THRU 20
 - TO BE USED WITH 1.5 MM RECEPTACLE CONTACTS IN CAVITIES 1, 2, 11 & 12
- △ TO BE MEASURED AT CONNECTOR MATING FACE. DRAFT PRESENT FROM CONNECTOR MATING FACE TO TERMINAL INSERTION END



638082-1A-3
KEY A CONFIGURATION
SCALE 2:1



638082-2
KEY B CONFIGURATION
SCALE 2:1

REV	DESCRIPTION	DATE	BY	CHK	APP
A	2.00 3.50 NATURAL	638082-3			
B	3.50 2.00 GRAY	638082-2			
A	2.00 3.50 BLACK	638082-1			

638082-1A-3 KEY A CONFIGURATION SCALE 2:1		638082-2 KEY B CONFIGURATION SCALE 2:1		AMP Incorporated Harrisburg, PA 17105-3600	
DATE: 09/10/07 DESIGNED BY: 7/8/97 CHECKED BY: 7/8/97 DRAWN BY:	APPLICATION SPEC:	SIZE: A1 CASE CODE: 00779 PART NO: 638082	CUSTOMER DRAWING:	20 POSITION HYBRID PLUG ASSEMBLY	SHEET: 2 OF 1