

4

3

2

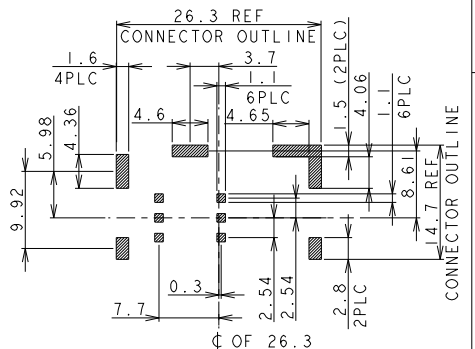
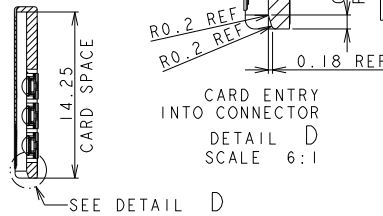
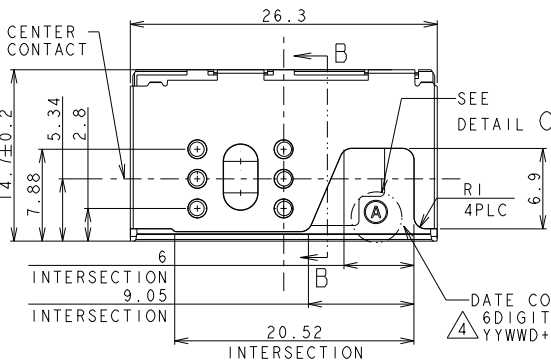
1

THIS DRAWING IS UNPUBLISHED. RELEASED FOR PUBLICATION
COPYRIGHT 20 BY TYCO ELECTRONICS CORPORATION, ALL RIGHTS RESERVED.

LOC ES DIST

REVISIONS

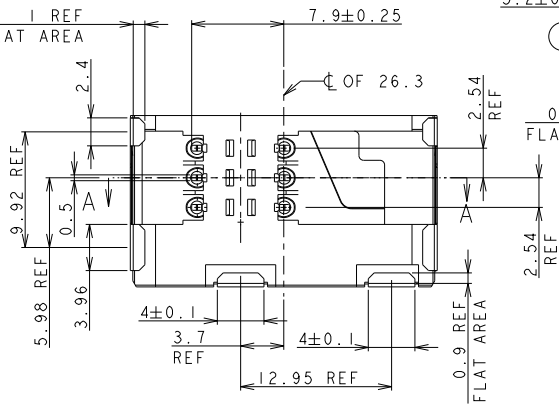
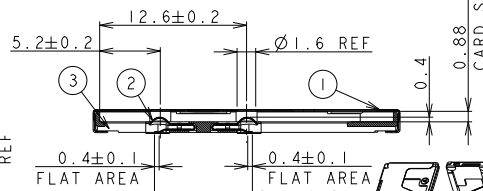
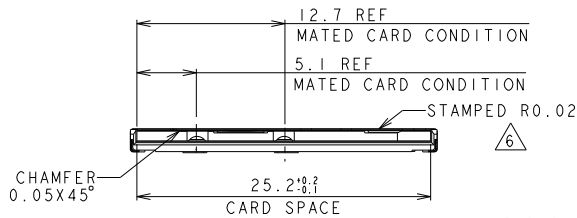
P	LTR	DESCRIPTION	DATE	DWN	APVD
AI		RELEASE	30 MAR 2011	K.L.	S.Y.
B		REVISED	9 AUG 2011	W.Z.	S.Y.



REFERENCE PC BOARD LAYOUT
GENERAL TOLERANCE: ±0.05
VIEW FROM COMPONENT SIDE

NOTE:

- MATERIAL AND FINISH: SEE TABLE.
- CONPOLARITY: 0.10 MAX. BASED ON THE FLOATING TAILS FROM FLAT SURFACE.
- RECOMMENDED THICKNESS OF METAL MASK FOR SOLDERING: 0.1 mm MIN. ALSO ADD RECOMMEND THAT HOLE-DIMENSION ON MASK MEETS 100% TO REFERENCE PC BOARD LAYOUT.
- INDICATED DATE CODE MARK ON HOUSING SURFACE: 6 DIGITS, YYWWDS. YY: MFG YEAR, WW: MFG WEEK CODE, D: MFG DATE CODE, S: SHIFT CODE CHARACTER HEIGHT 1.5 MAX, A: COVERT MARKING.
- ADDED MINIMUM AREA OF CHAMFER ON TOP SURFACE



DESCRIPTION	MATERIAL	FINISH	ITEM
HOUSING	THERMO PLASTIC	FLAM CLASS: UL94V-0 CLOR: BLACK	③
CONTACT	COPPER ALLOY	UNDER PLATING: Ni 1.2um MIN CONTACT AREA: Au 0.4um MIN SODERING AREA: Au FLASH 0.05 MIN, 0.25 MAX	②
CLIP	STAINLESS SUS301	UNDER PLATING: Ni 1.2um MIN SODERING AREA: Sn 1um MIN	①

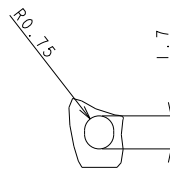
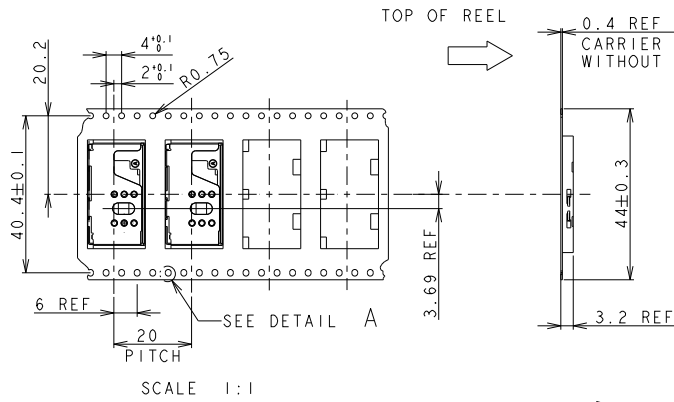
DIMENSIONS:		TOLERANCES UNLESS OTHERWISE SPECIFIED:	
mm		±0.15	
	0-PLC		
	1-PLC		
	2-PLC		
	3-PLC		
	4-PLC		
	ANGLES	45°	
MATERIAL	SEE NOTE	FINISH	SEE NOTE

DWN	12 MAR 2010	 TE Connectivity Corporation Shanghai, P.R.China, 200233	SLIDE SIDE SIM CONNECTOR WITH SHIELD CLIP		
CHK	KEYGEN LUO				
APVD	WENKE HE				
PRODUCT SPEC	STEVEN YAO				
APPLICATION SPEC	108-115014	SIZE	CAGE CODE	DRAWING NO	RESTRICTED TO
WEIGHT	0.771g	A3	00779	C-1932669	-
CUSTOMER DRAWING	SCALE 3:1	SHEET	1	OF 2	REV B

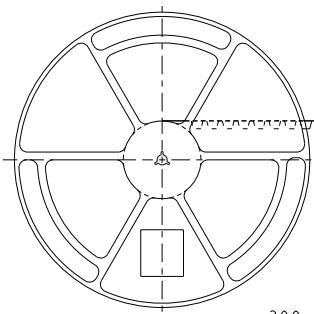
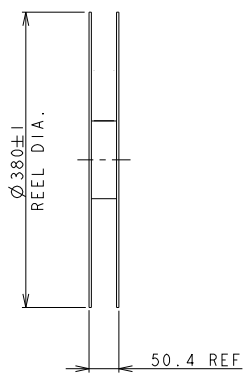
AMP 1470-19 REV 31MAR2000

THIS DRAWING IS UNPUBLISHED. RELEASED FOR PUBLICATION
 © COPYRIGHT 20 BY TYCO ELECTRONICS CORPORATION, ALL RIGHTS RESERVED.

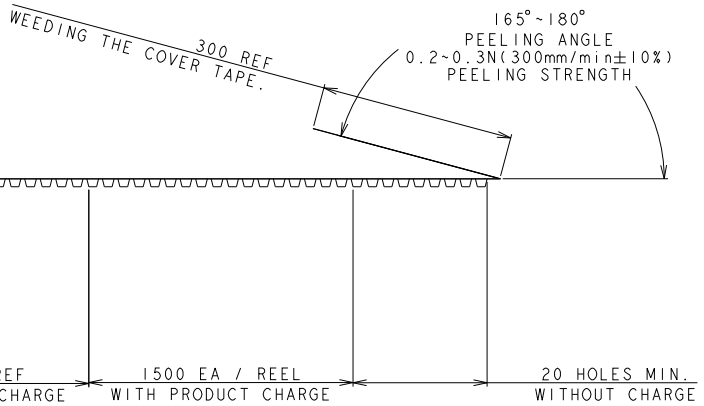
LOC	DIST	REVISIONS			
P	LTR	DESCRIPTION	DATE	DWN	APVD
ES	-	SEE SHEET 1			



DETAIL A
SCALE 5:1



SCALE 1:5



NOTICE:
 THIS DRAWING INCLUDES TE CONNECTIVITY
 CONFIDENTIAL OR PROPRIETARY INFORMATION
 THAT MAY ALSO BE LEGALLY PRIVILEGED.

<small>THIS DRAWING IS A CONTROLLED DOCUMENT FOR TYCO ELECTRONICS CORPORATION IT IS SUBJECT TO CHANGE AND THE CONTROLLING ENGINEERING ORGANIZATION SHOULD BE CONTACTED FOR THE LATEST REVISION.</small>		DWN CHK APVD PRODUCT SPEC APPLICATION SPEC WEIGHT CUSTOMER DRAWING		TE Connectivity Corporation Shanghai, P.R.China, 200233	
DIMENSIONS: mm 		TOLERANCES UNLESS OTHERWISE SPECIFIED: ±0.15 0-PLC ± 1-PLC ± 2-PLC ± 3-PLC ± 4-PLC ± ANGLES: 45° FINISH		NAME SLIDE SIDE SIM CONNECTOR WITH SHIELD CLIP	
MATERIAL		SIZE A300779		DRAWING NO C-1932669	
		RESTRICTED TO -		SCALE 3:1 SHEET 2 OF 2 REV B	