

4

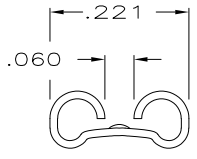
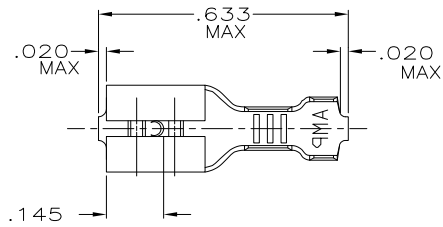
3

2

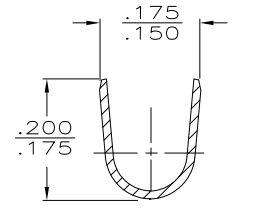
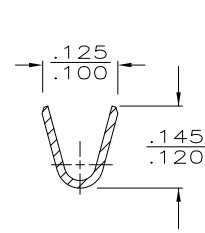
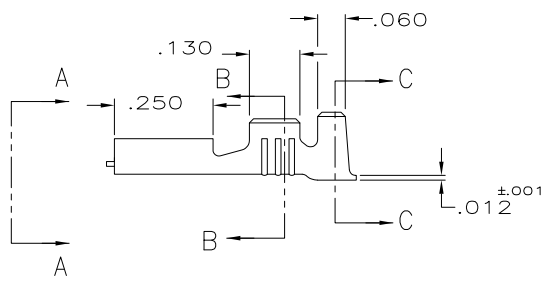
1

THIS DRAWING IS UNPUBLISHED. RELEASED FOR PUBLICATION  
 © COPYRIGHT - By - ALL RIGHTS RESERVED.

LOC	DIST	REVISIONS				
P	LTR	DESCRIPTION	DATE	DWN	APVD	
AF	50	F1	REVISED PER ECO-11-005027	11MAR11	RK HMR	



1 SUPPLIED IN LOOSE PIECE



SECTION B-B

SECTION C-C

42452-2	.000080 MIN TIN	.090-.130 DIA	20-16 AWG	.020	42566-2
42452-1	-	.090-.130 DIA	20-16 AWG	.020	42566-1
STRIP FORM	FINISH	INSUL RANGE	WIRE SIZE	MATING TAB THK +.001	PART NO

THIS DRAWING IS A CONTROLLED DOCUMENT.		DWN JR RUTH 3/5/93	TE Connectivity RECEPTACLE, FASTON, .187 SERIES			
DIMENSIONS: INCHES		CHK MS FEHER 3/5/93				NAME
TOLERANCES UNLESS OTHERWISE SPECIFIED:		APVD C MEYERS 3/5/93				PRODUCT SPEC
0 PLC ± - 1 PLC ± - 2 PLC ± - 3 PLC ± .010 4 PLC ± - ANGLES ± -		APPLICATION SPEC				RESTRICTED TO
MATERIAL H04 BRASS	FINISH SEE TABLE	WEIGHT -	SIZE A3	CAGE CODE 00779	DRAWING NO C-42566	
CUSTOMER DRAWING			SCALE 4:1	SHEET 1 OF 1	REV F1	