

4

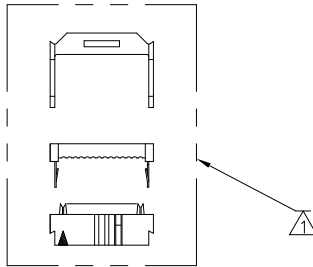
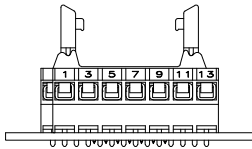
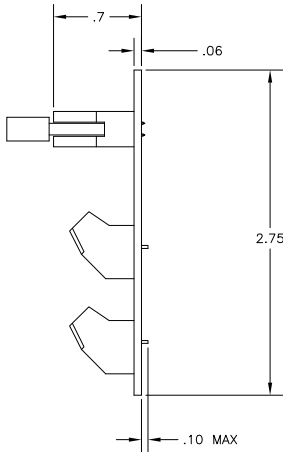
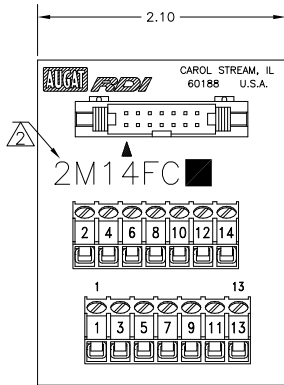
3

2

1

THIS DRAWING IS UNPUBLISHED. RELEASED FOR PUBLICATION
 © COPYRIGHT BY TYCO ELECTRONICS CORPORATION. ALL RIGHTS RESERVED.

LOC		DIST		REVISIONS			
FT	0	P	LTR	DESCRIPTION	DATE	MIN	APPD
		A		REVISED PER ECO-05-10413	9/30/05	SS	SRY



HEADER:
MATERIALS:
 HEADER: COPPER ALLOY, GOLD PLATED, 94V-0 THERMOPLASTIC.
 CONNECTOR: COPPER ALLOY, GOLD PLATED, 94V-0 THERMOPLASTIC.

ELECTRICAL:
 RATING: 1 AMPERE MAX. (CONNECTOR).

MECHANICAL:
 WIRE RANGE: 26-30 AWG SOLID, 28 AWG STRANDED.

TERMINAL BLOCK:
MATERIALS:
 HOUSING: THERMOPLASTIC NYLON, BLACK, 94V-0.
 TERMINALS: COPPER ALLOY, TIN PLATED.
 SCREWS: 3M, BRASS, NICKEL PLATED

ELECTRICAL:
 RATING: 10A, 300V(UL).

MECHANICAL:
 WIRE RANGE: 14-22 AWG.

MOUNTING:
MATERIALS:
 MOUNTING: 2TK2 AND 2TK2D SERIES SNAPTRACK
 (SOLD SEPARATELY).

- 1 ALL CONNECTOR/STRAIN RELIEF COMPONENTS TO BE SHIPPER LOOSE AND UNASSEMBLED.
- 2 CATALOG NUMBER HERE.
- 3 CONTAINS NO TIN-LEAD PASTE.

2M14FCL	1776616-1
2M14FC	1437684-6
CATALOG NO.	PART NUMBER

THIS DRAWING IS A CONTROLLED DOCUMENT.		DRW	M.S. FEHER	31MAR2004	Tyco Electronics Corporation				
		CHK	S. YODER	31MAR2004	Harrisburg, PA 17105-3608				
		APPD	S. YODER	31MAR2004	Tyco Electronics				
		PRODUCT SPEC			2M14FC ASSEMBLY				
DIMENSIONS:		TOLERANCES UNLESS OTHERWISE SPECIFIED:		APPLICATION SPEC		SIZE	CAGE CODE	DRAWING NO.	RESTRICTED TO
INCHES		0 PLG ± .01		WEIGHT		A2	00779	C=1437684-6	—
		1 PLG ± .1		FINISH		CUSTOMER DRAWING		SCALE	NTS
		2 PLG ± .01		MATERIAL				SHEET	1 of 1
		3 PLG ± .01		MOUNTING				REV	A
		4 PLG ± .01							
		ANGLES ± .5							

AMP 1471-9 REV 31MAR2004

1437684-6

A