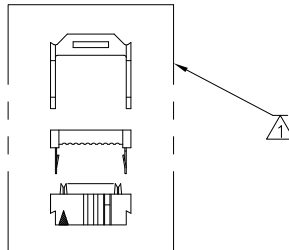

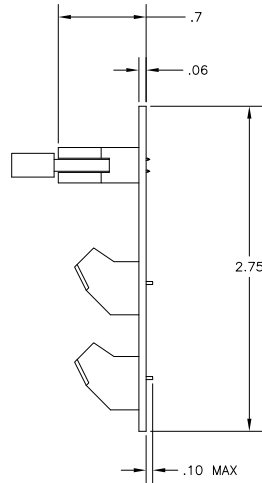
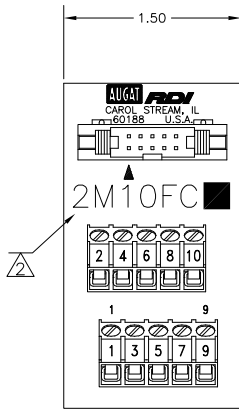


THIS DRAWING IS UNPUBLISHED. RELEASED FOR PUBLICATION.
 © COPYRIGHT BY TYCO ELECTRONICS CORPORATION. ALL RIGHTS RESERVED.

LOC	DIST	REVISIONS					
FT	0	P	LR	DESCRIPTION	DATE	MIN	APD
		A		REVISED PER ECO-05-10413	9/30/05	SS	SRY



HEADER:
MATERIALS:
 HEADER: COPPER ALLOY, GOLD PLATED, 94V-0 THERMOPLASTIC.
 CONNECTOR: COPPER ALLOY, GOLD PLATED, 94V-0 THERMOPLASTIC.

ELECTRICAL:
 RATING: 1 AMPERE MAX. (CONNECTOR).

MECHANICAL:
 WIRE RANGE: 26-30 AWG SOLID, 28 AWG STRANDED.

TERMINAL BLOCK:
MATERIALS:
 HOUSING: THERMOPLASTIC NYLON, BLACK, 94V-0.
 TERMINALS: COPPER ALLOY, TIN PLATED.
 SCREWS: 3M, BRASS, NICKEL PLATED

ELECTRICAL:
 RATING: 10A, 300V(UL).

MECHANICAL:
 WIRE RANGE: 14-22 AWG.

MOUNTING:
MATERIALS:
 MOUNTING: 2TK2 AND 2TK2D SERIES SNAPTRACK, (SOLD SEPARATELY).

- ⚠ ALL CONNECTOR/STRAIN RELIEF COMPONENTS TO BE SHIPPER LOOSE AND UNASSEMBLED.
- ⚠ CATALOG NUMBER MARKED HERE.
- ⚠ CONTAINS NO TIN-LEAD PLATING.

⚠	2M10FCL	1776615-1
	2M10FC	1437684-5
	CATALOG NO.	PART NUMBER

THIS DRAWING IS A CONTROLLED DOCUMENT.		DRW	M.S. FEHER	31MAR2004	Tyco Electronics Corporation Harrisburg, PA 17105-3608
		CHK	S. YODER	31MAR2004	
DIMENSIONS:		TOLERANCES UNLESS OTHERWISE SPECIFIED:		NAME	
INCHES		0 PLC	± .005	S. YODER	
		1 PLC	± .01	APPLICATION SPEC	
		2 PLC	± .01	PRODUCT SPEC	
		3 PLC	± .01	WEIGHT	
		4 PLC	± .01	CUSTOMER DRAWING	
MATERIAL		FINISH		SIZE	CAGE CODE DRAWING NO
				A2	00779 C-1437684-5
				SCALE	NTS
				SHEET	1 of 1
				REV	A

AMP 1471-9 REV 31MAR2000

1437684-5

A