

4

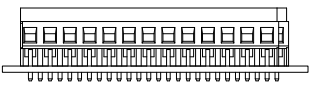
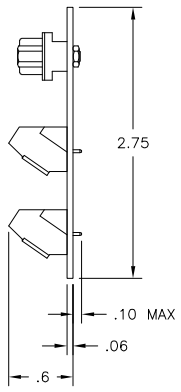
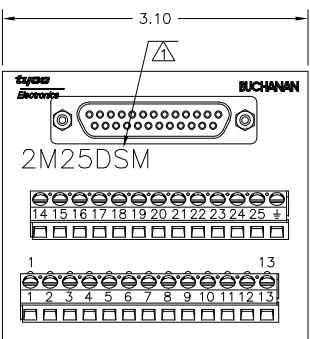
3

2

1

THIS DRAWING IS UNPUBLISHED. RELEASED FOR PUBLICATION  
 © COPYRIGHT - BY TYCO ELECTRONICS CORPORATION. ALL RIGHTS RESERVED.

LOC	DIST	REVISIONS				
P	LTR	DESCRIPTION	DATE	DWN	APVD	
FT	0	E1 REVISED PER ECO-06-855	1/12/06	SS	SRY	



**D-SUB CONNECTOR:**  
 MATERIALS:  
 HOUSING: THERMOPLASTIC POLYESTER, 94V-0.  
 CONTACTS: COPPER ALLOY, GOLD PLATED.

MECHANICAL:  
 WIRE RANGE: 26-30 AWG SOLID, 28 AWG STRANDED.

**TERMINAL BLOCK:**  
 MATERIALS:  
 HOUSING: THERMOPLASTIC NYLON, BLACK, 94V-0.  
 TERMINALS: COPPER ALLOY, TIN PLATE.  
 SCREWS: 3M, BRASS, NICKEL PLATED.

ELECTRICAL CSA/UL:  
 RATING: 10A, 300V.

MECHANICAL:  
 WIRE RANGE: 14-22 AWG.

**MOUNTING:**  
 MATERIALS: RIGID PVC, GRAY.  
 MOUNTING: 2TK2 AND 2TK2D SERIES SNAPTRACK,  
 (SOLD SEPARATELY).

- NOTES:**
- ⚠ CATALOG NUMBER MARKED HERE.
  - ⚠ CONTAINS NO TIN-LEAD PLATING.

⚠	2M25DSML	1776606-1
	2M25DSM	1-1437684-8
	CATALOG NO.	PART NUMBER

THIS DRAWING IS A CONTROLLED DOCUMENT.		OWN S SCHLEGEL 08JUL02	Tyco Electronics Corporation Harrisburg, PA 17105-3608																										
DIMENSIONS: INCHES		CHK H WAKEEM 7/8/02	NAME 2M25DSM ASSEMBLY																										
TOLERANCES UNLESS OTHERWISE SPECIFIED:		APVD H WAKEEM 7/8/02	RESTRICTED TO																										
<table border="0"> <tr><td>0</td><td>PLC</td><td>±</td><td>-</td></tr> <tr><td>1</td><td>PLC</td><td>±</td><td>.1</td></tr> <tr><td>2</td><td>PLC</td><td>±</td><td>.01</td></tr> <tr><td>3</td><td>PLC</td><td>±</td><td>-</td></tr> <tr><td>4</td><td>PLC</td><td>±</td><td>-</td></tr> <tr><td>ANGLES</td><td></td><td>±</td><td>-</td></tr> </table>		0	PLC	±	-	1	PLC	±	.1	2	PLC	±	.01	3	PLC	±	-	4	PLC	±	-	ANGLES		±	-	PRODUCT SPEC	SIZE	CAGE CODE	DRAWING NO
0	PLC	±	-																										
1	PLC	±	.1																										
2	PLC	±	.01																										
3	PLC	±	-																										
4	PLC	±	-																										
ANGLES		±	-																										
MATERIAL		APPLICATION SPEC	A3	00779	C-1-1437684-8																								
FINISH		WEIGHT	SCALE		SHEET																								
			NTS		1 of 1																								
		CUSTOMER DRAWING	REV		E1																								