

4

3

2

1

THIS DRAWING IS UNPUBLISHED. RELEASED FOR PUBLICATION  
 © COPYRIGHT - By - ALL RIGHTS RESERVED.

LOC		DIST		REVISIONS			
P	LTR	DESCRIPTION	DATE	DWN	APVD		
B1		REVISED PER ECO-11-004820	11MAR11	RK	HMR		

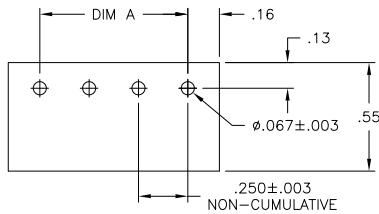
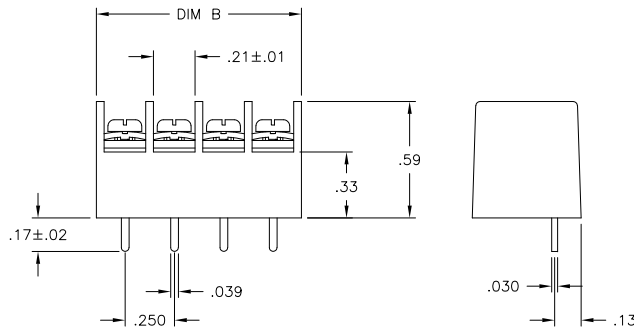
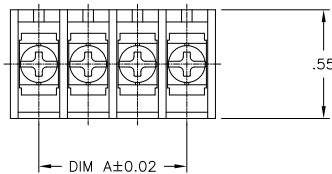
NOTES:

MATERIAL:  
 TERMINAL BLOCK: POLYAMIDE 66, UL94V-0, BLACK.  
 TERMINAL: BRASS, TIN PLATED.  
 SCREW: M3 STEEL, NICKEL PLATED W/ WIRE CLAMP.

ELECTRICAL:  
 CURRENT RATING: 10A, 300V  
 INSULATION WITHSTANDS: 2000V, MIN  
 INSULATION RESISTANCE: >2000MEGA OHM, 500V

MECHANICAL:  
 WIRE RANGE: 16-30AWG  
 RECOMMENDED TORQUE: 10 IN-LB  
 OPERATION TEMP: -40°C TO 105°C

UL RECOGNIZED PER US & CANADIAN STANDARDS.



7.54	7.250	3-1546657-0
7.29	7.000	2-1546657-9
7.04	6.750	2-1546657-8
6.79	6.500	2-1546657-7
6.54	6.250	2-1546657-6
6.29	6.000	2-1546657-5
6.04	5.750	2-1546657-4
5.79	5.500	2-1546657-3
5.54	5.250	2-1546657-2
5.29	5.000	2-1546657-1
5.04	4.750	2-1546657-0
4.79	4.500	1-1546657-9
4.54	4.250	1-1546657-8
4.29	4.000	1-1546657-7
4.04	3.750	1-1546657-6
3.79	3.500	1-1546657-5
3.54	3.250	1-1546657-4
3.29	3.000	1-1546657-3
3.04	2.750	1-1546657-2
2.79	2.500	1-1546657-1
2.54	2.250	1-1546657-0
2.29	2.000	1546657-9
2.04	1.750	1546657-8
1.79	1.500	1546657-7
1.54	1.250	1546657-6
1.29	1.000	1546657-5
1.04	.750	1546657-4
.79	.500	1546657-3
.54	.250	1546657-2
DIM B	DIM A	PART NUMBER

THIS DRAWING IS A CONTROLLED DOCUMENT.

DIMENSIONS: INCHES	TOLERANCES UNLESS OTHERWISE SPECIFIED:	DWN S SCHLEGEL 30MAY03	<b>STE</b> TE Connectivity				
		CHK S YODER 5/30/03					
		APVD S YODER 5/30/03	NAME				
		PRODUCT SPEC	TERMINAL BLOCK, .250 PITCH, DUAL BARRIER PCV STYLE				
		APPLICATION SPEC	-				
MATERIAL	FINISH	WEIGHT	SIZE A3	CAGE CODE 00779	DRAWING NO C-1546657	RESTRICTED TO	
			CUSTOMER DRAWING		SCALE 2:1	SHEET 1 of 1	REV B1