

4

3

2

1

THIS DRAWING IS UNPUBLISHED. RELEASED FOR PUBLICATION. ALL RIGHTS RESERVED.

Table with columns: LOC, DIST, P, LTR, DESCRIPTION, DATE, BSN, APD. Includes revision 1: REVISED PER ECO-11-004587, 11MAR11, RK, HMR.

PHYSICAL PROPERTIES: HOUSING MATERIAL: PBT, FLAMMABILITY: UL94V-0, COLOR: BLACK, MAX BOW/WARP: .0056 IN/IN.

MECHANICAL: PITCH (TERMINAL SPACING): .563", WIRE RANGE: 10-22 AWG, RECOMMENDED TIGHTENING TORQUE: 14IN-LBS MAX.

ELECTRICAL PROPERTIES: MAXIMUM CURRENT: 30A, OPERATING VOLTAGE: 300V

ENVIRONMENTAL PROPERTIES: OPERATING TEMP RANGE: -40°C TO 120°C

TERMINAL: TERMINALS: BRASS, TIN PLATED. (UNLESS OTHERWISE STATED), SCREWS: 8-32 STEEL, NICKEL PLATED. (UNLESS OTHERWISE STATED), Q.C. TABS: BRASS, NICKEL PLATED.

- STAINLESS STEEL SCREWS.
WHITE INK STAMP.
NICKEL PLATED BRASS TERMINALS.
NICKEL PLATED BRASS SCREWS.
SEE FIGURE.
PRELIMINARY PART NUMBER.
OBSOLETE PART NUMBER.
TE CONNECTIVITY LOGO LOCATED APPROXIMATE AREA SHOWN.

Main dimensions table with columns for dimensions and part numbers. Includes rows for various dimensions like 7.886, 8.323, 13, 1-1546310-3, etc.

NOTES section with callouts 1-9. THIS DRAWING IS A CONTROLLED DOCUMENT. DIMENSIONS IN INCHES. MATERIAL FINISH. CUSTOMER DRAWING. TE Connectivity logo and part number 1546310.

1546310

A

D

C

B

A

4

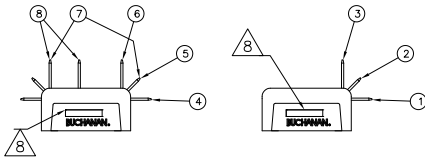
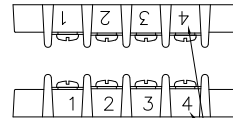
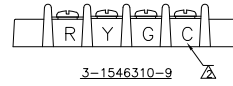
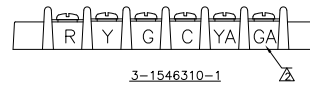
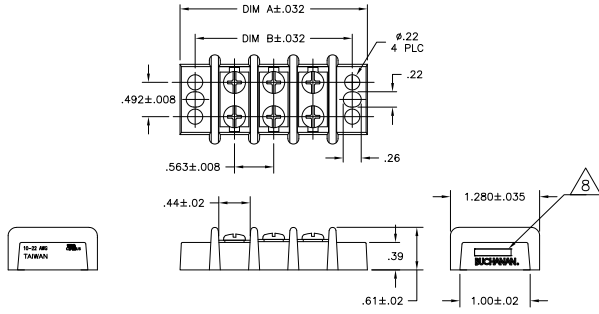
3

2

1

THIS DRAWING IS UNPUBLISHED. RELEASED FOR PUBLICATION. ALL RIGHTS RESERVED.

LOC	DIST	REVISIONS					
FT	0	P	LNK	DESCRIPTION	DATE	MIN	APD
-	-	-	-	SEE SHEET 1	-	-	-



△	-	-	-	-	-	-	2	-	2	-	1.693	2.130	-	5-1546310-1
-	-	-	-	-	-	-	-	-	-	-	10.701	11.138	18	1-1546310-8
-	-	-	-	-	-	-	-	-	-	-	10.138	10.575	17	1-1546310-7
-	-	-	-	-	-	-	-	-	-	-	9.575	10.012	16	1-1546310-6
-	-	-	-	-	-	-	-	-	-	-	9.012	9.449	15	1-1546310-5
△/△	-	-	-	-	-	-	-	14	14	14	8.449	8.886	14	4-1546310-9
-	-	-	-	-	-	-	-	-	-	-	8.449	8.886	14	1-1546310-4

NOTES	⑨	⑧	⑦	⑥	⑤	④	③	②	①	DIM B	DIM A	NO. OF PINS	PART NUMBER
OTHER JUMPER	250 OC TAB 90° DOUBLE SIDE	250 OC TAB 90° DOUBLE SIDE	250 OC TAB 90° DOUBLE SIDE	250 OC TAB 45° DOUBLE SIDE	250 OC TAB 45° DOUBLE SIDE	250 OC TAB 90° SINGLE SIDE	250 OC TAB 90° SINGLE SIDE	250 OC TAB 90° SINGLE SIDE	250 OC TAB STRAIGHT SINGLE SIDE				

THIS DRAWING IS A CONTROLLED DOCUMENT.

<p>DIMENSIONS: INCHES</p> <p>0 PLC ±</p> <p>1 PLC ±</p> <p>2 PLC ±</p> <p>3 PLC ±</p> <p>4 PLC ±</p> <p>ANGLES ±</p> <p>FINISH</p>	<p>TOLERANCES UNLESS OTHERWISE SPECIFIED:</p> <p>0 PLC ±</p> <p>1 PLC ±</p> <p>2 PLC ±</p> <p>3 PLC ±</p> <p>4 PLC ±</p> <p>ANGLES ±</p> <p>FINISH</p>	<p>DR: S. SCHLEGEL 10/28/07</p> <p>CHK: S. YODER 2/18/07</p> <p>APPD: S. YODER 2/18/07</p> <p>PRODUCT SPEC</p> <p>APPLICATION SPEC</p> <p>WEIGHT</p>	<p>TE Connectivity</p> <p>14.3 (.563) DBL ROW BARRIER STRIP W/O WASHER</p> <p>SIZE: A2</p> <p>CAGE CODE: 00779</p> <p>DRAWING NO: C=1546310</p> <p>RESTRICTED TO: -</p>
--	--	--	---

CUSTOMER DRAWING SCALE: NTS SHEET: 2 of 4 REV: T4

4

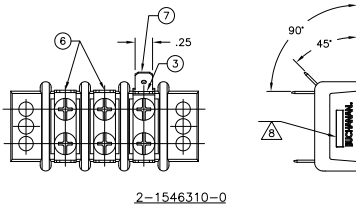
3

2

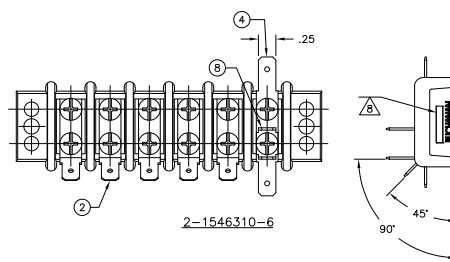
1

THIS DRAWING IS UNPUBLISHED. RELEASED FOR PUBLICATION
 © COPYRIGHT - By - ALL RIGHTS RESERVED.

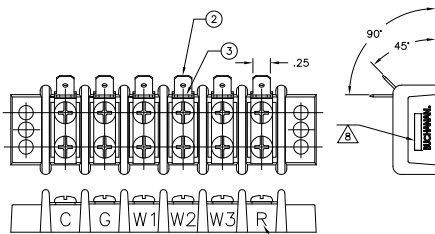
LOC	DIST	REVISIONS				
FT	0	P	LTR	DATE	BY	APD
		-	SEE SHEET 1	-	-	-



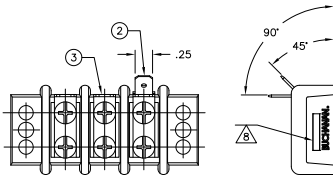
2-1546310-0



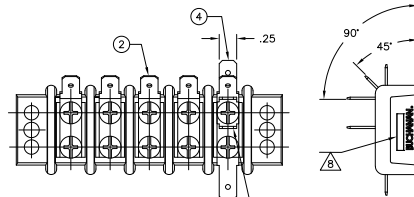
2-1546310-6



1546636-1



2-1546310-4



2-1546310-7

THIS DRAWING IS A CONTROLLED DOCUMENT.		DR: S. SCHLEGEL OK: S. YODER APD: S. YODER	16FEB2007 2/18/07 2/18/07		
DIMENSIONS: INCHES		TOLERANCES UNLESS OTHERWISE SPECIFIED:		NAME: 14.3 (.563) DBL ROW BARRIER STRIP W/O WASHER	
		0 PLG	± .005	APPLICATION SPEC: -	
		1 PLG	± .005	WEIGHT: -	
		2 PLG	± .005	SIZE: A2	
		3 PLG	± .005	CAGE CODE: 00779	
		4 PLG	± .005	DRAWING NO: C=1546310	
		ANGLES	± .005	RESTRICTED TO: -	
MATERIAL: -		FINISH: -		SCALE: NTS	
				SHEET: 3 of 4	
				REV: T4	
				CUSTOMER DRAWING	

1546310

B

A

4

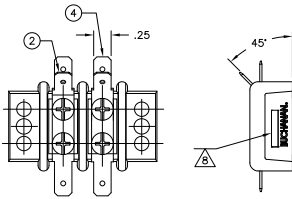
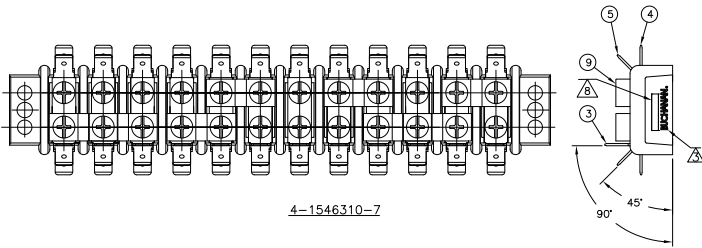
3

2

1

THIS DRAWING IS UNPUBLISHED. RELEASED FOR PUBLICATION
 © COPYRIGHT - By - ALL RIGHTS RESERVED.

LOC	DIST	REVISIONS			
P	LTR	DESCRIPTION	DATE	BY	APPD
FT	0	SEE SHEET 1	-	-	-



THIS DRAWING IS A CONTROLLED DOCUMENT.		DWG: S. SCHLEGEL 10/FEB/2007 CHK: S. YODER 2/18/07 S. YODER APPD: S. YODER 2/18/07 PRODUCT SPEC:	
DIMENSIONS: INCHES 0 PLG # - 1 PLG # - 2 PLG # - 3 PLG # - 4 PLG # - ANGLES # - FINISH -	DIMENSIONS: INCHES 0 PLG # - 1 PLG # - 2 PLG # - 3 PLG # - 4 PLG # - ANGLES # - FINISH -	NAME: 14.3 (.563) DBL ROW BARRIER STRIP W/O WASHER APPLICATION SPEC: WEIGHT:	SIZE: A2 CAGE CODE: 00779 DRAWING NO: C=1546310 RESTRICTED TO:
MATERIAL: -		CUSTOMER DRAWING	SCALE: NTS SHEET: 4 of 4 REV: T4