





4

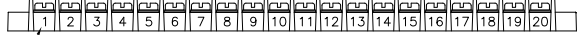
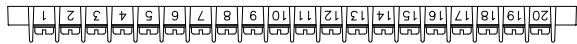
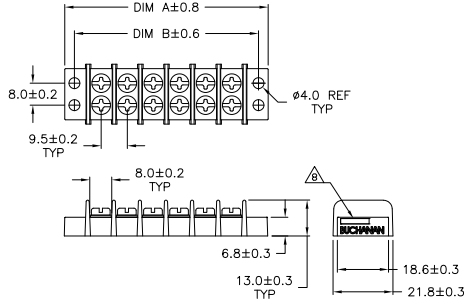
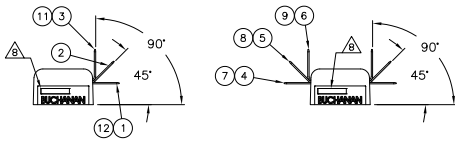
3

2

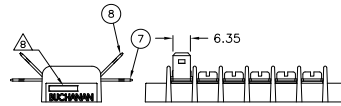
1

THIS DRAWING IS UNPUBLISHED. RELEASED FOR PUBLICATION. ALL RIGHTS RESERVED.

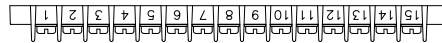
| LOC | DIST | REVISIONS   |      |      |
|-----|------|-------------|------|------|
|     |      | DESCRIPTION | DATE | APPD |
| -   | -    | SEE SHEET 1 | -    | -    |



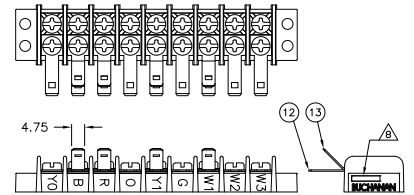
3-1546306-2



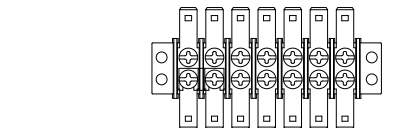
4-1546306-9



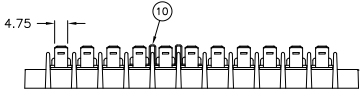
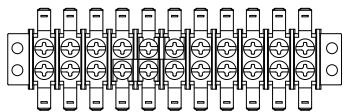
6-1546306-2



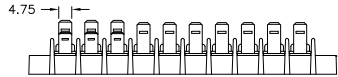
6-1546306-3



5-1546306-0



3-1546306-4



6-1546306-0



4-1546306-7

|  |  |                                 |   |  |
|--|--|---------------------------------|---|--|
| THIS DRAWING IS A CONTROLLED DOCUMENT. |  | DRN<br>S. SCHLEGEL<br>20AUG2002 | TE Connectivity                                   |  |
| DIMENSIONS:<br>MM                      |  | CHK<br>C. RICHARD<br>8/20/02    | 9.50MM (.374) DBL ROW BARRIER STRIP<br>W/O WASHER |  |
| TOLERANCES UNLESS OTHERWISE SPECIFIED: |  | APPD<br>C. RICHARD<br>8/20/02   | RESTRICTED TO                                     |  |
| 0 PLG ± .5                             |  | PRODUCT SPEC                    | SIZE CASE CODE DRAWING NO                         |  |
| 1 PLG ± 0.3                            |  | APPLICATION SPEC                | A2 00779 C=1546306                                |  |
| 2 PLG ± 0.25                           |  | WEIGHT                          | SCALE NTS SHEET 3 of 3 REV H2                     |  |
| 3 PLG ± .5                             |  | MATERIAL                        | CUSTOMER DRAWING                                  |  |
| 4 PLG ± .5                             |  | FINISH                          |   |  |
| ANGLES ± .5°                           |  |                                 |   |  |