

4

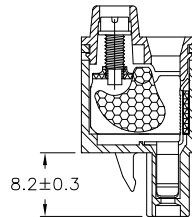
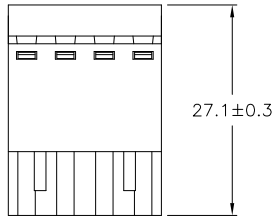
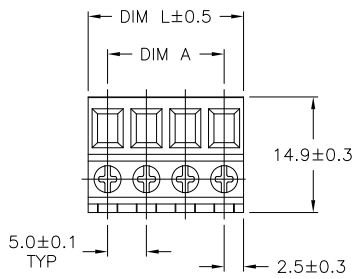
3

2

1

THIS DRAWING IS UNPUBLISHED. RELEASED FOR PUBLICATION  
 © COPYRIGHT - By - ALL RIGHTS RESERVED.

LOC	DIST	REVISIONS				
P	LTR	DESCRIPTION	DATE	DWN	APVD	
	A2	REVISED PER ECO-11-004820	11MAR11	RK	HMR	



**MATERIALS:**  
 HOUSING: PA66, UL94V-0, COLOR: GREEN.  
 CONTACT: PHOS BRONZE, TIN PLATED.  
 WIRE GUARD: STEEL, ZINC CHROMATE.  
 CAGE CLAMP: STEEL, ZINC CHROMATE.  
 SCREW: STEEL, ZINC PLATED.

**ELECTRICAL:**  
 VOLTAGE RATING: 300V.  
 CURRENT RATING: 16A.  
 INSULATION RESISTANCE 2000M $\Omega$ /DC500V.  
 WITHSTANDING VOLTAGE AC2000V MIN  
 WIRE RANGE: 14-24 AWG

**MECHANICAL:**  
 SCREW TORQUE: 4.5 IN-LB  
 WIRE STRIP LENGTH: 10mm

**ENVIRONMENTAL:**  
 WORKING TEMP.: -40°C TO +105°C.

60.0	55.00	12	1-1986300-2
55.0	50.00	11	1-1986300-1
50.0	45.00	10	1-1986300-0
45.0	40.00	9	1986300-9
40.0	35.00	8	1986300-8
35.0	30.00	7	1986300-7
30.0	25.00	6	1986300-6
25.0	20.00	5	1986300-5
20.0	15.00	4	1986300-4
15.0	10.00	3	1986300-3
10.0	5.00	2	1986300-2
DIM L	DIM A	NO OF POS	PART NUMBER

THIS DRAWING IS A CONTROLLED DOCUMENT.		DWN S SCHLEGEL 27NOV2007	TE Connectivity <b>TERMINAL BLOCK, PLUG, 5.0mm PITCH</b>	
DIMENSIONS: mm		CHK C RICHARD 11/28/07		
TOLERANCES UNLESS OTHERWISE SPECIFIED:		APVD C RICHARD 11/28/07	NAME	
0 PLC ± - 1 PLC ± 0.2 2 PLC ± 0.10 3 PLC ± - 4 PLC ± - ANGLES ± 1°		PRODUCT SPEC	SIZE	
MATERIAL		APPLICATION SPEC	CAGE CODE	DRAWING NO
FINISH		WEIGHT	A3	00779
		CUSTOMER DRAWING	©	1986300
		SCALE	NTS	SHEET 1 of 1
		REV	A2	