

4

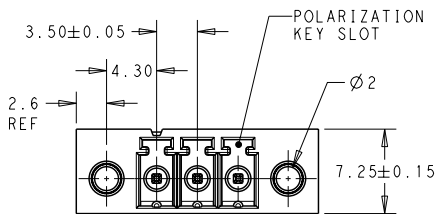
3

2

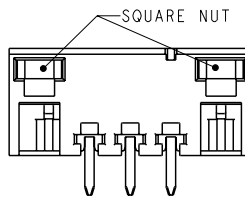
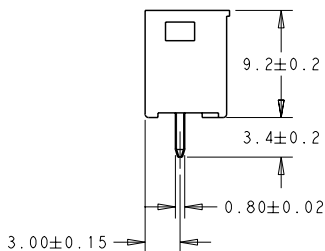
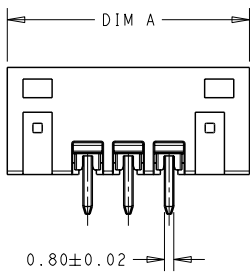
1

THIS DRAWING IS UNPUBLISHED. RELEASED FOR PUBLICATION 20
 COPYRIGHT 20 BY TYCO ELECTRONICS CORPORATION. ALL INTERNATIONAL RIGHTS RESERVED.

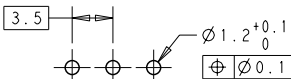
LOC		DIST		REVISIONS			
P	LTR	DESCRIPTION	DATE	DWN	APVD		
01		REVISED PER ECO-09-027788	06 JAN 2010	SS	CR		



1. MATERIALS AND FINISH:
 HOUSING: HIGH TEMPERATURE POLYAMIDE, UL94V-0,
 COLOR: BLACK.
 TERMINAL: PHOSPHOR BRONZE, TIN PLATED.
2. CONNECTOR ASSEMBLY INCLUDED 2 SQUARE NUTS
 LOADED IN CAVITY.
3. SUITABLE FOR 1.6-2.4mm PC BOARD THICKNESS.
4. UL RATING: 300V, 11A.



52.3	12	1-177132-2
48.8	11	1-177132-1
45.3	10	1-177132-0
41.8	9	177132-9
38.3	8	177132-8
34.8	7	177132-7
31.3	6	177132-6
27.8	5	177132-5
24.3	4	177132-4
20.8	3	177132-3
17.3	2	177132-2
DIM A	NO OF POS.	PART NUMBER



RECOMMENDED PC BOARD LAYOUT

DIMENSIONS:		TOLERANCES UNLESS OTHERWISE SPECIFIED:		OWN	DATE	Tyco Electronics		Tyco Electronics	
mm		0 PLC	±	S. SCHLEGE	06 JAN 2010	Harrisburg, PA 17105-3608			
		1 PLC	±0.3	CHK	06 JAN 2010				
		2 PLC	±0.25	C. RICHARD	06 JAN 2010				
		3 PLC	±	APVD	06 JAN 2010				
		4 PLC	±	C. RICHARD					
		ANGLES	±	PRODUCT SPEC					
MATERIAL		FINISH	±2	APPLICATION SPEC					
				WEIGHT		SIZE	CAGE CODE	DRAWING NO	RESTRICTED TO
						A3	00779	C-1776132	
				CUSTOMER DRAWING		SCALE	3:1	SHEET	1 OF 1
								REV	01