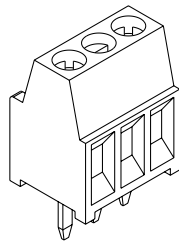
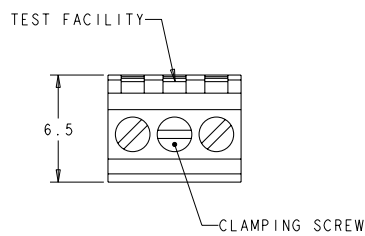
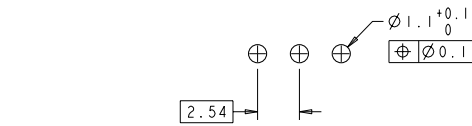
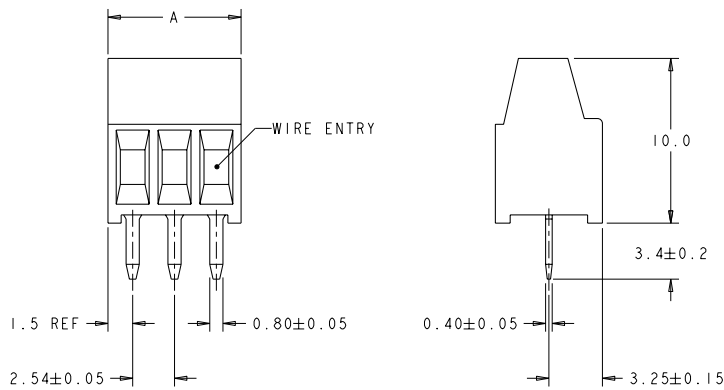


LOC	DISP	REVISIONS			
FT	0	REV	DESCRIPTION	DATE	BY
		A1	REVISED PER ECO-11-007905	15APR2011	SMR CR



1546215-3 AS SHOWN

- △ MATERIAL AND FINISH:
 HOUSING: PA 6-6, UL 94-V0, COLOR: GRAY.
 CLAMP: BRASS, NICKEL PLATED.
 TERMINAL: BRASS, TIN PLATED.
 CLAMPING SCREW: M1.6, STAINLESS STEEL.
- SUITABLE FOR 1,6-2,4mm PC BOARD THICKNESS.
 - WIRE RANGE: 16-30 AWG.
 - RECOGNIZED UNDER THE COMPONENT PROGRAM OF UNDERWRITERS LABORATORIES INC. FILE N° E60677.
 - POSSIBILITY TO PUT TWO OR THREE TERMINAL BLOCKS SIDE BY SIDE BY INCREASING THE DIAMETER OF THE PCB HOLES TO MINIMUM 1,3mm.
 - TORQUE: 1.73 in-lbs MAX



RECOMMENDED PC BOARD LAYOUT

30.94	12	1-1546215-2
28.40	11	1-1546215-1
25.86	10	1-1546215-0
23.32	9	1546215-9
20.78	8	1546215-8
18.24	7	1546215-7
15.70	6	1546215-6
13.16	5	1546215-5
10.62	4	1546215-4
8.08	3	1546215-3
5.54	2	1546215-2
A	NO OF POSN	PART NUMBER

THIS DRAWING IS A CONTROLLED DOCUMENT.		OWN	09MAR2004	TE Connectivity	
DIMENSIONS: mm		DESIGNED BY	S. WELDON	TE	
MATERIAL		APP'D	C. RICHARD	TERMINAL BLOCK ASSEMBLY, PCB MOUNT, SIDE WIRE ENTRY, STACKING, 2.54mm PITCH	
FINISH		PRODUCT SPEC	108-20166	RESTRICTED TO	
		APPLICATION SPEC	114-20079	SCALE 5:1 SHEET 1 OF 1 REV A1	
		WEIGHT	-		
		CUSTOMER DRAWING	-		