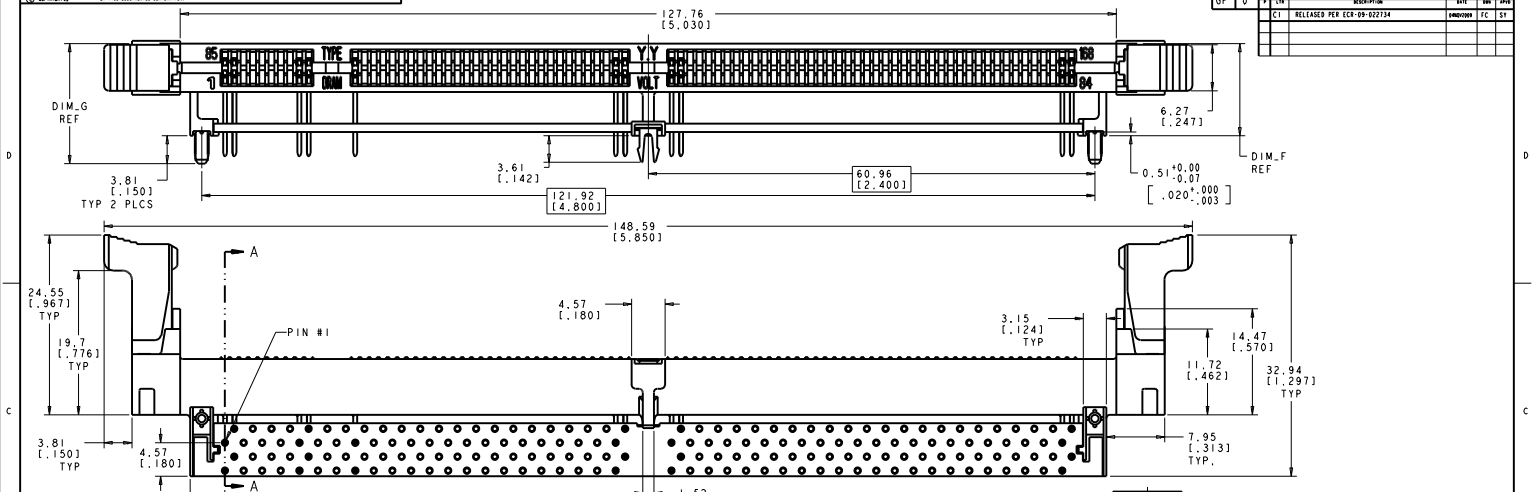

1. MATERIAL:
   HOUSING:
   HIGH TEMPERATURE NYLON
   CONTACT:
   PHOSPHOR BRONZE

2. FINISH:
   CONTACT AREA:
   0.00076 [.000030] MIN THICK GOLD OVER
   0.001270 [.000050] MIN THICK NICKEL.
   OR
   0.000076 [.000003] MIN THICK GOLD FLASH OVER
   0.000510 [.000020] MIN THICK PALLADIUM NICKEL OVER
   0.001270 [.000050] MIN THICK NICKEL.
   SOLDERTAIL:
   0.00381 [.000150] MIN THICK MATTE TIN OVER
   0.00064 [.000025] MIN THICK NICKEL.

3. FOR OPTIMUM PERFORMANCE, PADS SHOULD BE SMOOTH AND FLAT PADS TO BE PLATED WITH:
   0.00102 [.000040] MIN THICK GOLD OVER
   0.00127 [.000050] MIN THICK NICKEL.

4. 5390171-6 IS SAME CONNECTOR AS 1-5390171-0 EXCEPT WITH LUBRICATED CONTACTS.

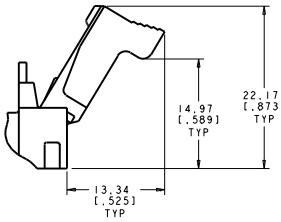

EXTRACTOR SHOWN IN THE OPEN POSITION

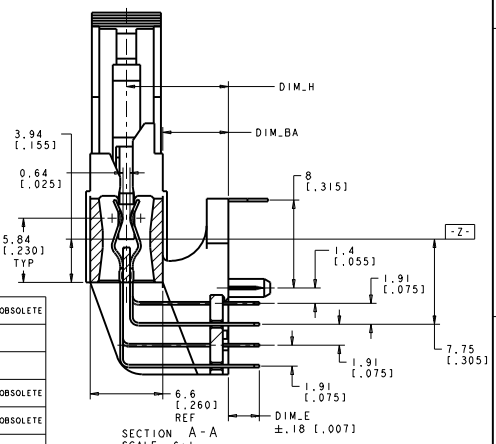

SECTION A-A
SCALE 6:1

NB	3.3	10.92 [.430]	18.03 [.710]	14.22 [.560]	3.68 [.145]	7.62 [.300]	DETAIL C	DETAIL A	SYNC NON-BUFFERED DRAM, 3.3 VOLT	2-5390171-6	OBSOLETE
NB	3.3	10.92 [.430]	18.03 [.710]	14.22 [.560]	3.18 [.125]	7.62 [.300]	DETAIL C	DETAIL A	SYNC NON-BUFFERED DRAM, 3.3 VOLT	1-5390171-6	
SYNC	3.3	10.92 [.430]	18.03 [.710]	14.22 [.560]	3.18 [.125]	7.62 [.300]	DETAIL B	DETAIL A	SYNC DRAM, 3.3 VOLT	1-5390171-5	
STD	3.3	10.92 [.430]	18.03 [.710]	14.22 [.560]	3.18 [.125]	7.62 [.300]	DETAIL A	DETAIL A	STD DRAM, 3.3 VOLT	1-5390171-4	OBSOLETE
NB	3.3	9.27 [.365]	16.38 [.645]	12.57 [.495]	2.83 [.112]	5.97 [.235]	DETAIL C	DETAIL A	SYNC NON-BUFFERED DRAM, 3.3 VOLT	1-5390171-0	OBSOLETE
NB	3.3	9.27 [.365]	16.38 [.645]	12.57 [.495]	2.83 [.112]	5.97 [.235]	DETAIL C	DETAIL A	SYNC NON-BUFFERED DRAM, 3.3 VOLT	5390171-6 4	
SYNC	3.3	9.27 [.365]	16.38 [.645]	12.57 [.495]	2.83 [.112]	5.97 [.235]	DETAIL B	DETAIL A	SYNC DRAM, 3.3 VOLT	5390171-5	OBSOLETE
STD	3.3	9.27 [.365]	16.38 [.645]	12.57 [.495]	2.83 [.112]	5.97 [.235]	DETAIL A	DETAIL A	STD DRAM, 3.3 VOLT	5390171-4	OBSOLETE
TYPE	Y.Y	DIM_H	DIM_G	DIM_F	DIM_E ±.18 [.007]	DIM_BA	KEY #1	KEY #2	PART DESCRIPTION	PART NUMBER	

REVISIONS

P	LTR	DESCRIPTION	DATE	DRN	APPD
	C1	RELEASED PER ECR-09-022734	08NOV2009	FC	SY

LOC GP DIST 0

DIMENSIONS: mm[INCHES]
TOLERANCES UNLESS OTHERWISE SPECIFIED:
PLC ±-
1 PLC ±-
2 PLC ±-
3 PLC ±0.13 [.005]
4 PLC ±-
ANGLE ±-
MATERIAL 1
FINISH 2

DRN M. YEOMANS 11JAN05
CHK M. YEOMANS 11JAN05
APPD M. BURBACHER 11JAN05
PRODUCT SPEC -
APPLICATION SPEC -
WEIGHT -

CUSTOMER DRAWING

AMP Incorporated
Harrisburg, PA 17105-3608

NAME
SOCKET, DIMM., DRO, RT ANGLE, 168 POSITION, 17.78mm LOCKING EXTRACTORS.

SIZE A | CAGE CODE 0077 9 | DRAWING NO C-5390171 | RESTRICTED TO -
SCALE 4:1 | SHEET 1 OF 2 | REV C1

AMP 406S REV 31MAR2000

Downloaded from Elcodis.com electronic components distributor

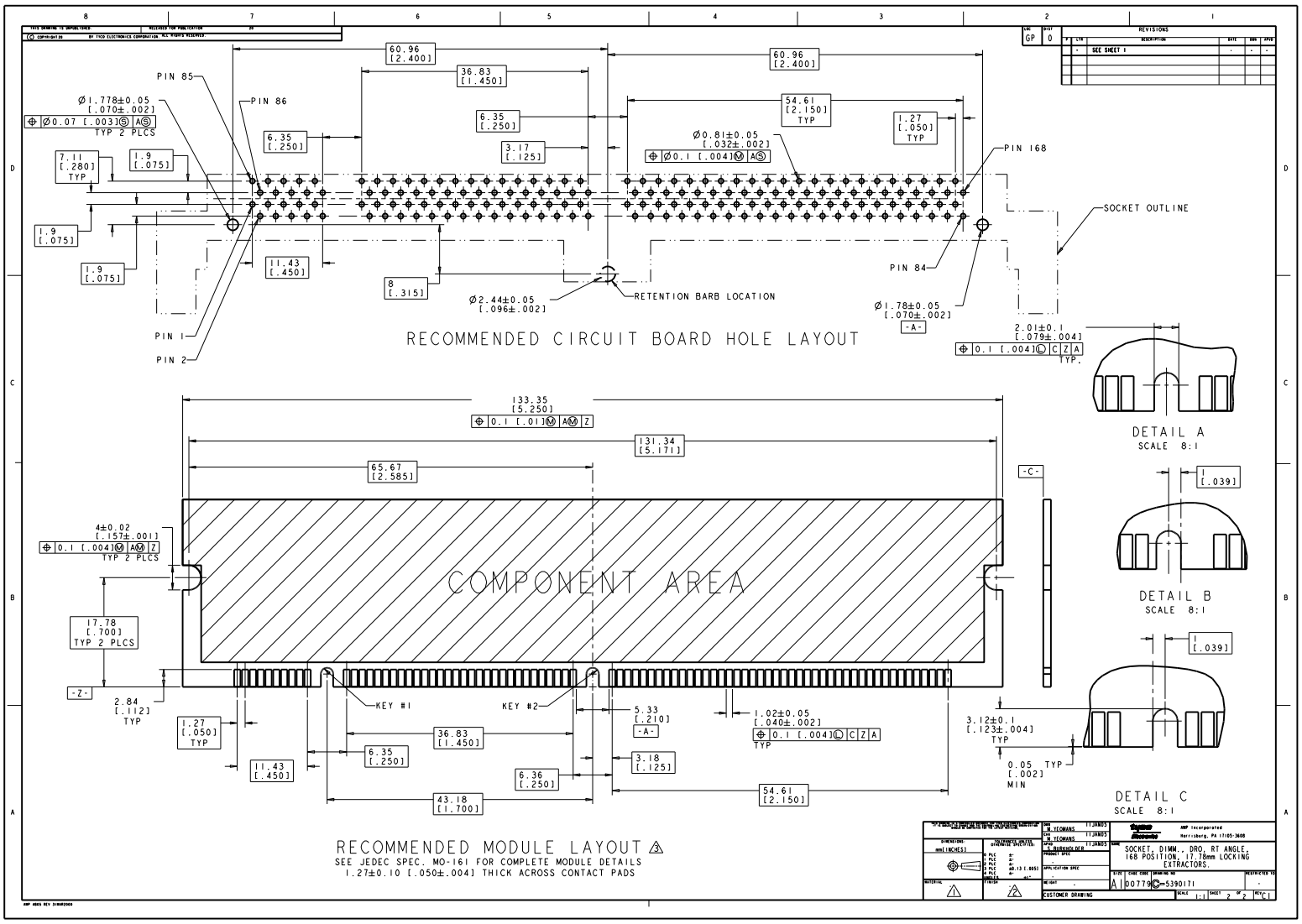

Downloaded from Elcodis.com electronic components distributor