

4

3

2

1

THIS DRAWING IS UNPUBLISHED. RELEASED FOR PUBLICATION APR. 2009.
 © COPYRIGHT 2009 BY TYCO ELECTRONICS CORPORATION. ALL RIGHTS RESERVED.

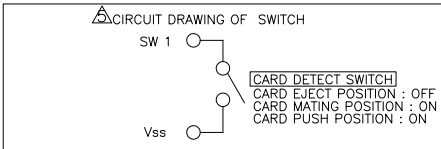
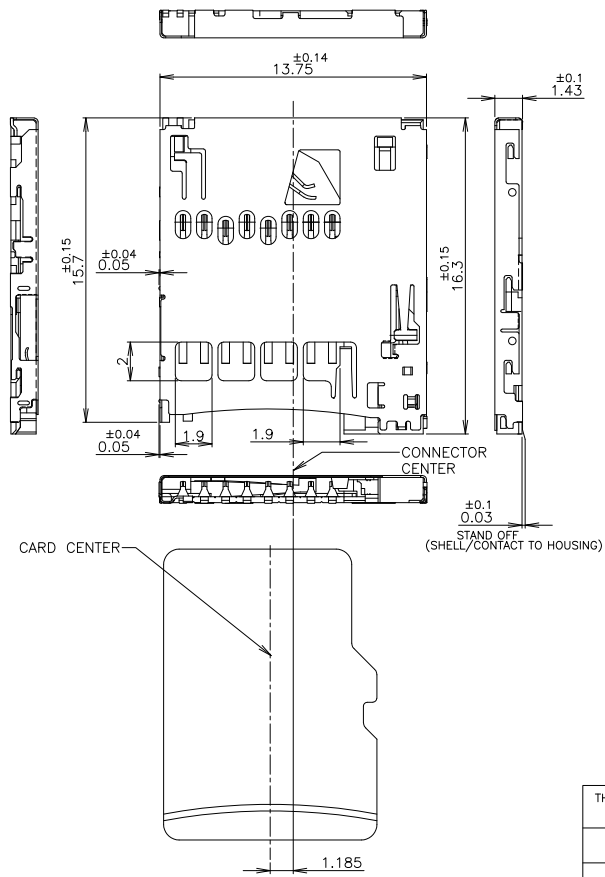
LOC	DIST	REVISIONS			
P	LTR	DESCRIPTION	DATE	DWN	APVD
J		RELEASED	01DEC09	J.T	Y.N

NOTE

1. MATERIAL HOUSING,SLIDER : THERMOPLASTIC RESIN
 UL94V-0, COLOR:BLACK
 CONTACT : COPPER ALLOY
 SHELL : COPPER ALLOY
 COIL : SWP
 CAM ROD : STAINLESS STEEL
 HOOK SPRING : STAINLESS STEEL

2. FINISH CONTACT : Ni UNDER PL
 Au PL AT CONTACT AREA
 Au PL AT SOLDERING AREA
 SHELL : Ni UNDER PL
 Au PL AT SOLDERING AREA

△ NON-CUMULATIVE TOLERANCE
 4. COPLANARITY IS 0.1MAX.
 △ CIRCUIT DRAWING OF SWITCH.
 6. OVERALL TOLERANCE:±0.1



THIS DRAWING IS A CONTROLLED DOCUMENT.		DWN J.TSUJI 01DEC2009	Tyco Electronics Tyco Electronics AMP K.K. Kawasaki,Japan	
DIMENSIONS: MM		CHK Y.NAKAZAWA 01DEC2009	NAME	
TOLERANCES UNLESS OTHERWISE SPECIFIED:		APVD Y.NAKAZAWA 01DEC2009	MICRO SD WITH SWITCH PUSH-PUSH TYPE CI-1	
0 PLC ± - 1 PLC ± - 2 PLC ± - 3 PLC ± - 4 PLC ± - ANGLES ± -		PRODUCT SPEC 108-78680	SIZE A3	CAGE CODE 00779
1554304-1	MATERIAL	APPLICATION SPEC	DRAWING NO C=1554304	RESTRICTED TO
PART NUMBER		WEIGHT 0.31g	SCALE 5:1	SHEET 1 of 3
		CUSTOMER DRAWING		REV A

4

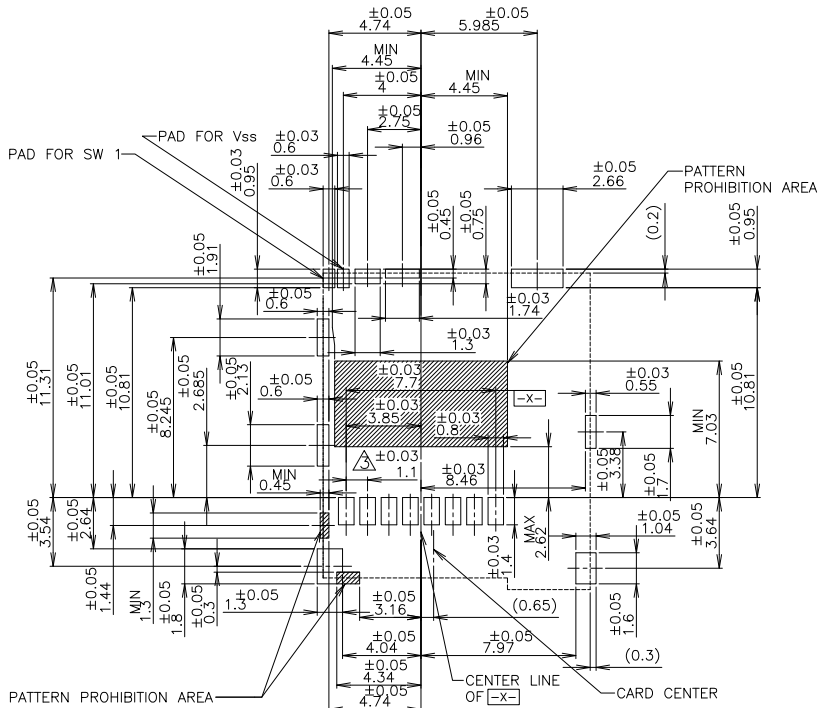
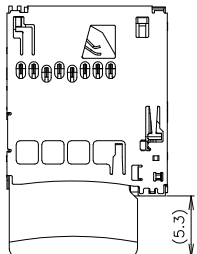
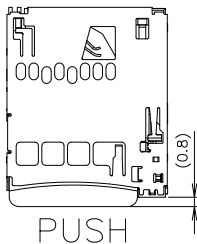
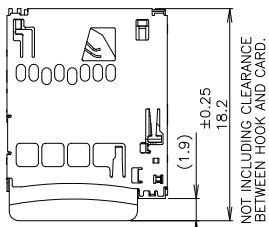
3

2

1

THIS DRAWING IS UNPUBLISHED. RELEASED FOR PUBLICATION APR , 2009.
 COPYRIGHT 2009 BY TYCO ELECTRONICS CORPORATION. ALL RIGHTS RESERVED.

LOC		DIST		REVISIONS			
P	LTR	DESCRIPTION	DATE	DWN	APVD		
		SEE SHEET 1					



THIS DRAWING IS A CONTROLLED DOCUMENT.		DWN	Tyco Electronics		Tyco Electronics AMP K.K. Kawasaki, Japan	
DIMENSIONS:	TOLERANCES UNLESS OTHERWISE SPECIFIED:	CHK	NAME			
MM	0 PLC ± -	APVD	PRODUCT SPEC			
	1 PLC ± -	APPLICATION SPEC				
	2 PLC ± -	WEIGHT				
	3 PLC ± -	SIZE				
	4 PLC ± -	CAGE CODE				
MATERIAL	FINISH	DRAWING NO		RESTRICTED TO		
		A300779		-		
CUSTOMER DRAWING			DRAWING NO	CAGE CODE	REV	
			C=1554304		A	
SCALE				SHEET	REV	
2:1				2 of 3	A	

4

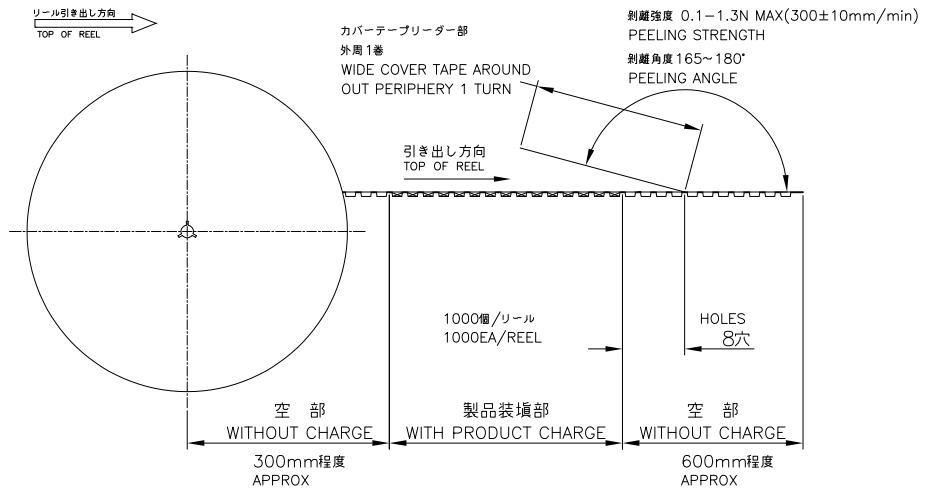
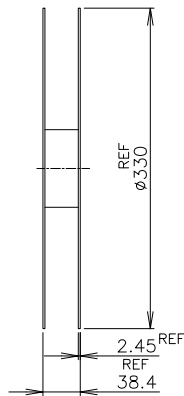
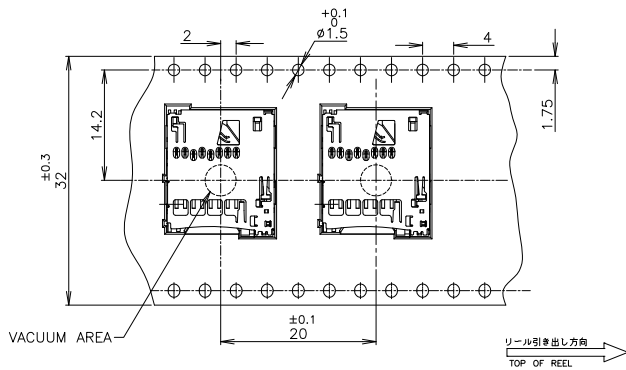
3

2

1

THIS DRAWING IS UNPUBLISHED. RELEASED FOR PUBLICATION APR. 2009.
 © COPYRIGHT 2009 BY TYCO ELECTRONICS CORPORATION. ALL RIGHTS RESERVED.

LOC		DIST		REVISIONS				
P	LTR	DESCRIPTION			DATE	DWN	APVD	
-	-	SEE SHEET 1			-	-	-	



THIS DRAWING IS A CONTROLLED DOCUMENT.		DWN	-	Tyco Electronics		Tyco Electronics AMP K.K. Kawasaki, Japan	
DIMENSIONS: MM		CHK	-	NAME		MICRO SD WITH SWITCH PUSH-PUSH TYPE CI-1	
TOLERANCES UNLESS OTHERWISE SPECIFIED:		APVD	-	PRODUCT SPEC		RESTRICTED TO	
0 PLC ± -		-		APPLICATION SPEC		-	
1 PLC ± -		-		WEIGHT		-	
2 PLC ± -		-		SIZE		A3	
3 PLC ± -		-		CAGE CODE		00779	
4 PLC ± -		-		DRAWING NO		C=1554304	
ANGLES ± -		-		CUSTOMER DRAWING		SCALE 2:1 SHEET 3 of 3 REV A	