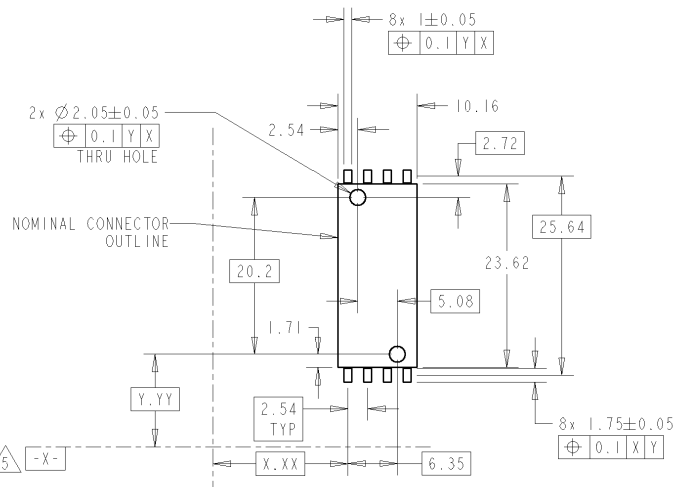
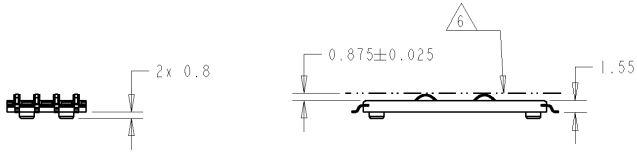
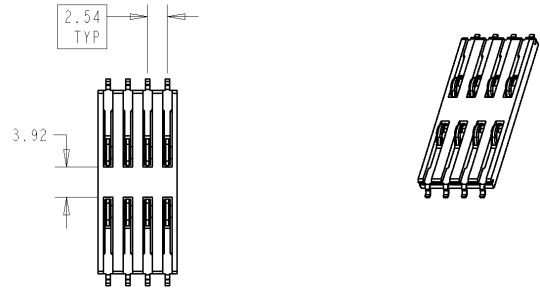


THIS DRAWING IS UNPUBLISHED. RELEASED FOR PUBLICATION
 © COPYRIGHT 2005 BY TYCO ELECTRONICS CORPORATION. ALL RIGHTS RESERVED.

LOC	DIST	REVISIONS			
P	LTR	DESCRIPTION	DATE	DWN	APVD
GP	00	0	RELEASED PER EC OS13-0027-05	27NOV05	GP JG

- 1 MATERIAL: HOUSING: THERMOPLASTIC COLOR BLACK, CONTACTS: COPPOR ALLOY.
- 2 FINISH: CONTACTS: GOLD PLATE ON MATING SURFACE, TIN ON SOLDER TAIL, ALL OVER NICKEL UNDERPLATE.
- 3. MATING INTERFACE ACCEPTS IC CARD AND PLUG IN SIM IN ACCORDANCE WITH ISO 7816-2.
- 4. CARD GUIDE PROVIDED BY EQUIPMENT, NOT THE CONNECTOR.
- 5 DATUMS AND DIMENSIONS ESTABLISHED BY CUSTOMER.
- 6 CARD CONTROL SURFACES.



8	5145322-1
POSITIONS	PART NUMBER

RECOMMENDED PC BOARD LAYOUT

<small>THIS DRAWING IS A CONTROLLED DOCUMENT FOR TYCO ELECTRONICS CORPORATION. IT IS SUBJECT TO CHANGE AND THE CONTROLLING ENGINEERING ORGANIZATION SHOULD BE CONTACTED FOR THE LATEST REVISION.</small>		DWN G. PETERS 27NOV05 CHR D. GORENC 27NOV05 APVD M. WALMSLEY 27NOV05		tyco Electronics Tyco Electronics Harrisburg, PA 17105-3608	
DIMENSIONS: mm		TOLERANCES UNLESS OTHERWISE SPECIFIED: 0 PLC ± 1 PLC ±0.25 2 PLC ±0.13 3 PLC ± 4 PLC ± ANGLES ± FINISH -		NAME 8 POSITION SMT CONTACT MODULE	
MATERIAL -		FINISH -		PRODUCT SPEC - APPLICATION SPEC - WEIGHT -	
1		2		SIZE A3 CAGE CODE 00779 DRAWING NO. G-5145322 RESTRICTED TO -	
CUSTOMER DRAWING				SCALE 2:1 SHEET 1 OF 1 REV 0	