

4

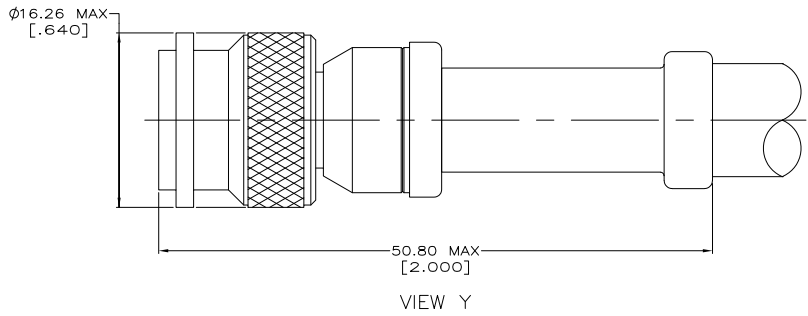
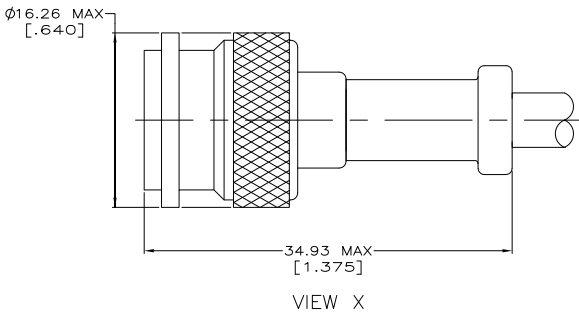
3

2

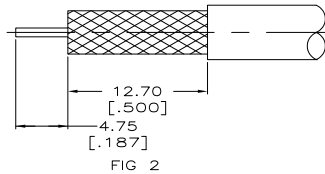
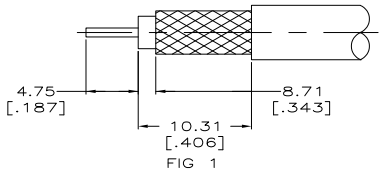
1

THIS DRAWING IS UNPUBLISHED. RELEASED FOR PUBLICATION. ALL RIGHTS RESERVED.

LOC		DIST		REVISIONS		
F	LR	DESCRIPTION	DATE	BY	APPD	
P		REVISED PER ECO-11-005030	11MAR11	RK	HMR	



1. SEE I.S. 2299-1



RECOMMENDED STRIP LENGTH

RG-9/U, 9A/U, 9B/U, 214/U	2	220015-1	332022	9-331987-1	225596-2	5-225593-0	Y	5225555-8
RG-8/U, 8A/U, 213/U	2	220015-1	332022	9-331987-0	225596-2	5-225593-0	Y	5225555-7
RG-142/U, 142A/U, 142B/U	1	220045-2	225592-2	9-225560-0	225467-6	225457-2	X	5225555-6
RG-141/U, 141A/U	1	220045-2	225592-1	9-225560-1	225467-6	225457-2	X	5225555-5
RG-58A/U, 58C/U	1	220045-2	225592-1	9-225560-1	225467-2	225457-2	X	5225555-2
FOR USE WITH CABLE	FIGURE	CRIMP TOOL	④ SEAL QTY=1	③ FERRULE QTY=1	② CONTACT QTY=1	① PLUG ASSEMBLY QTY=1	VIEW	PART NUMBER

THIS DRAWING IS A CONTROLLED DOCUMENT.

DIMENSIONS: mm [INCHES]	TOLERANCES UNLESS OTHERWISE SPECIFIED: 0 PLG ± .05 1 PLG ± .05 2 PLG ± .05 (±.05) 3 PLG ± .05 4 PLG ± .05 ANGLES ± .5° FINISH -	DWG: A. FERNANDEZ-300315 CHK: J. HAVENER DATE: 31JAN2005 NAME: J. LIPPERT PRODUCT SPEC: - APPLICATION SPEC: - WEIGHT: -	
CUSTOMER DRAWING			PLUG, DUAL CRIMP, TNC SIZE: A2 CASE CODE: 00779 DRAWING NO: C=5225555 SCALE: 4:1 SHEET: 1 of 1 REV: P