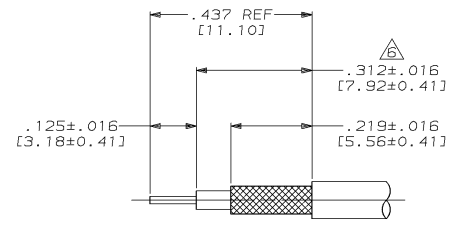
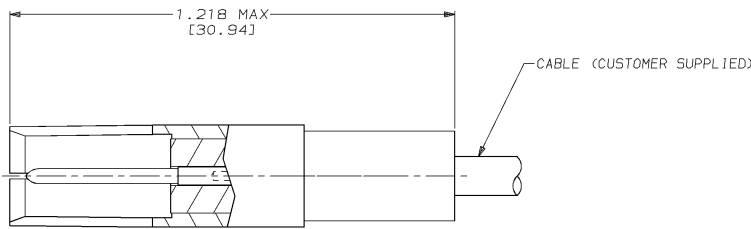


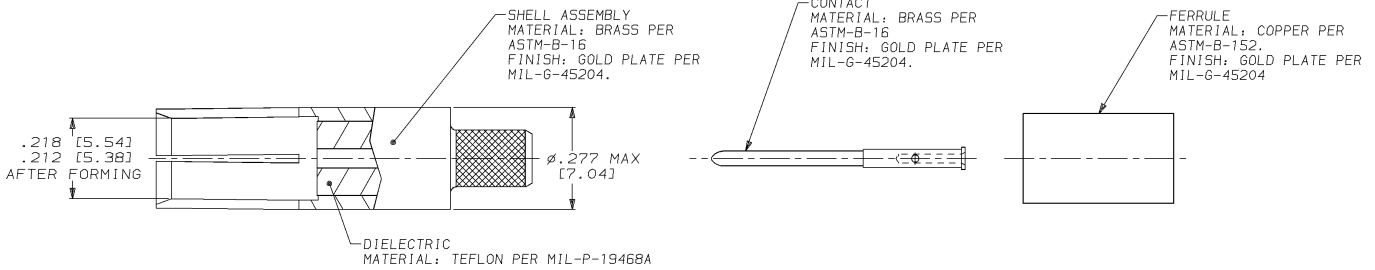
DRAWING MADE IN THIRD ANGLE PROJECTION
 THIS DRAWING IS UNPUBLISHED. RELEASED FOR PUBLICATION .19
 © COPYRIGHT 19 BY AMP INCORPORATED. ALL INTERNATIONAL RIGHTS RESERVED.

REVISIONS									
PROJ CODE	LOC	DIST	P	F	ZONE	LTR	DESCRIPTION	DATE	APPR
3321	DF	X0		✓		E	REV & REDRAWN; 0600-1969-94 CT	2-95	JD

ASSEMBLED VIEW



RECOMMENDED STRIP LENGTH
 SCALE: N.T.S.



- FOR USE WITH RG-180/U, 180A/U, 180B/U, 195/U & 195A/U COAX CABLE.
- FERRULE CRIMPING TOOL: AMP TOOL #220066-1 CRIMP B OR #220066-2 CRIMP B.
- CONTACT CRIMPING TOOL: M22520/2-01 OR AMP TOOL NUMBER 1-601966-6, SETTING NUMBER 5. DANIELS POSITIONER PART NO. K345 OR AMP TOOL NO. 1-601966-6.
- SEE I.S. 2348.
- DANIELS MANUFACTURING CORP
 2266 FRANKLIN ROAD
 BLOOMFIELD HILLS, MI 48013
- OUTER JACKET OF CABLE MUST BE TRIMMED TO ALLOW PROPER INTER-PIN CONTACT LOCATION AFTER FERRULE CRIMP OPERATION.
- PARTS SHIPPED UNASSEMBLED AND CABLE IS SUPPLIED BY CUSTOMER.

225791-8
 PART NO.

DO NOT SCALE PRINT. UNLESS SPECIFIED DIMENSIONS IN INCHES [mm] TOLERANCES ON: 2 PLC DEC # - 3 PLC DEC # - ANGLES ± -	DR 2-1-95 C.C. THOMAS	AMP Incorporated Harrisburg, PA 17105-3608
MATERIAL SEE CALLOUTS	CHK 2-2-95 J. DUNBAR	
FINISH SEE CALLOUTS	APPD 2-2-95 C.C. THOMAS	
	PRODUCT SPEC 108-12045	NAME CONNECTOR, COAXIAL, RF SOCKET SIZE 5, ARINC (HEX CRIMP)
	APPLICATION SPEC -	SIZE C 00779
	WEIGHT -	CAGE CODE C-225791-8
		DRAWING NO C-225791-8
		SCALE 5:1
		SHEET 1 OF 1

THIS DRAWING IS A CONTROLLED DOCUMENT FOR AMP INCORPORATED. IT IS SUBJECT TO CHANGE AND THE CONTROLLING ENGINEERING ORGANIZATION SHOULD BE CONTACTED FOR THE LATEST REVISION.

CUSTOMER DRAWING