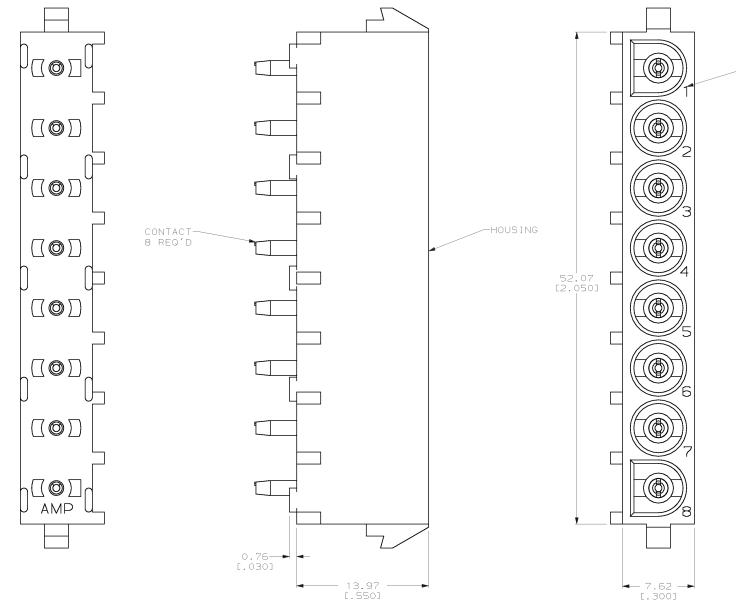
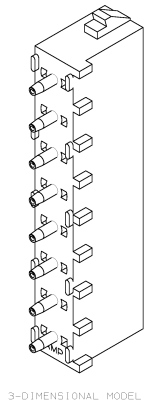
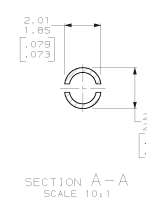
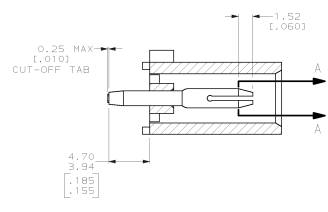
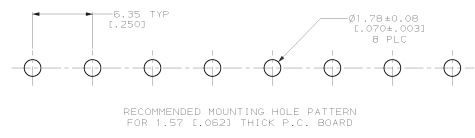


| REV. NO. | | DATE | | DESCRIPTION | |
|----------|----|------|--|-------------|-------------------------|
| CM | 53 | | | M | REV PER EC 0618-0261-98 |



- PARTS COMPLY WITH AMP SOLDERABILITY SPECIFICATION 109-11-3.
- DIMENSIONS IN BRACKETS ARE IN INCHES.
- CIRCUIT IDENTIFICATION CHARACTERS ARE ADJACENT TO THE INDICATED CAVITIES, BUT LOCATION AND ORIENTATION MAY DIFFER FROM PRINT.



| PHOSPHOR BRONZE, PRE-TIN | | NYLON, UL94V-0, WHITE | | 641828-1 | |
|--------------------------------------|------------------|-----------------------|--|---|--|
| PIN CONTACT MATERIAL AND FINISH | | HOUSING MATERIAL | | PART NO. | |
| DO NOT SCALE PRINT, UNLESS SPECIFIED | 12-3-98 | | | AMP Incorporated Harrisburg, PA 17105-3608 | |
| DIMENSIONS IN MM (INCHES) | CR 12-3-93 | | | | |
| TOLERANCES: ALL | 01.00 | | | PIN HEADER ASSEMBLY, 8 CIRCUIT, UNIVERSAL MATE-N-LOK™ | |
| FILE DEC: 8-13 L:005 | 01.00 | | | | |
| 3 FILE DEC: * | AMPD 12-14-93 | | | DATE: 00779 DRAWING NO: 641828 | |
| MAKES: * | 01.00 | | | | |
| CRYSTAL: | AMPD 12-14-93 | | | SIZE: D SCALE: 5:1 SHEET: 1 OF 1 | |
| SEE TABLE | 01.00 | | | | |
| FINISH: | APPLICATION SPEC | | | CUSTOMER DRAWING | |
| SEE TABLE | 01.00 | | | | |
| | 01.00 | | | | |