

4

3

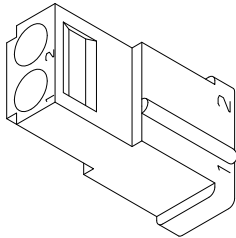
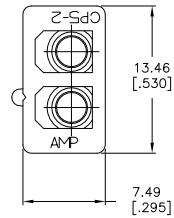
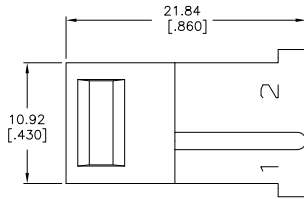
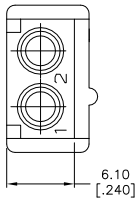
2

1

THIS DRAWING IS UNPUBLISHED. RELEASED FOR PUBLICATION
 © COPYRIGHT - By - ALL RIGHTS RESERVED.

LOC	DIST	REVISIONS				
CM	0	REV	DESCRIPTION	DATE	BY	APP'D
		S2	REVISED PER ECR 12-000628	11JAN12	JR	TM

- 1 THIS PLUG TO BE USED WITH CAP NO. 480319.
- 2 TO BE USED WITH APPROPRIATE COMMERCIAL MATE-N-LOK™ SOCKETS.
- 3 DIMENSIONS IN BRACKETS ARE IN INCHES.



3-DIMENSIONAL MODELS
NTS

NATURAL UL94V-0	2-480318-0
BLACK UL94V-2	1-480318-9
YELLOW UL94V-2	1-480318-4
NATURAL UL94V-2	1-480318-0
COLOR	PART NUMBER



THIS DRAWING IS A CONTROLLED DOCUMENT.		DRM K. WHITAKER 04NDV2005	TE Connectivity	
DIMENSIONS: mm [INCHES]		CHK D. COLEY 04NDV2005	TE Connectivity	
TOLERANCES UNLESS OTHERWISE SPECIFIED:		APP'D D. COLEY 04NDV2005	NAME	
0 PLG	± .005	PRODUCT SPEC		
1 PLG	± .005	APPLICATION SPEC		
2 PLG	± 0.1% (.005)	SIZE		
3 PLG	± .005	ONE CODE (DRAWING NO)		
4 PLG	± .005	RESTRICTED TO		
ANGLES	± .005	A2 00779 C=480318		
FINISH		CUSTOMER DRAWING		
		SCALE 4:1 SHEET 1 of 1 REV S2		