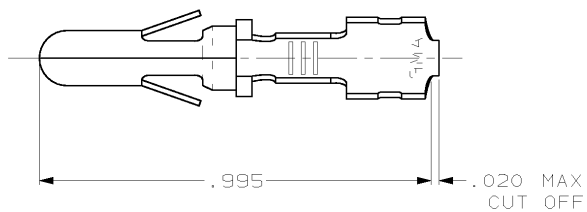
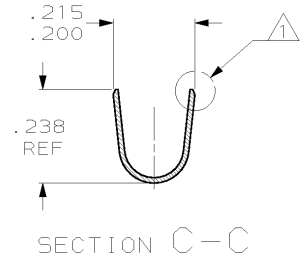
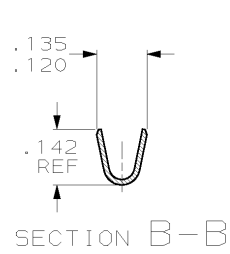
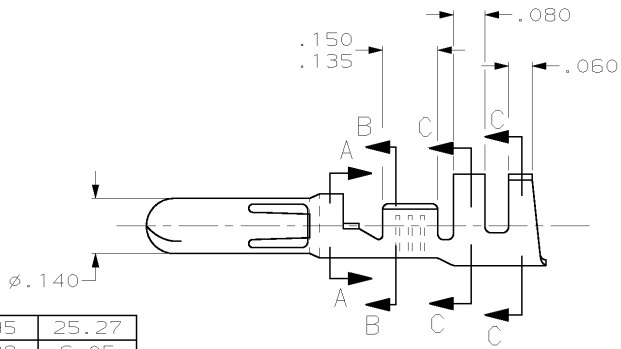


THIS DRAWING IS UNPUBLISHED. RELEASED FOR PUBLICATION .19 . . .
 © COPYRIGHT 19 BY AMP INCORPORATED. ALL RIGHTS RESERVED.

LOC	DIST	REVISIONS				
P	LTR	DESCRIPTION	DATE	DWN	APVD	
CM	53	D	REV & REDWN PER EC 0G1B-0217-98	29OCT98	TB	RS



1 SWAGE, INSULATION BARREL ONLY.



SECTION A-A

.995	25.27
.238	6.05
.215	5.46
.200	5.08
.150	3.81
.142	3.61
.140	3.56
.135	3.43
.120	3.05
.080	2.03
.060	1.52
.020	0.51
.014	0.36
.005	0.13
IN	MM

CONVERSION TABLE

METRIC

350389-1
PART NUMBER

THIS DRAWING IS A CONTROLLED DOCUMENT.		DWN	T. BECK	29OCT1998
DIMENSIONS:		CHK	R. SWING	29OCT1998
INCHES		APVD	C. MARTIN	16NOV1998
TOLERANCES UNLESS OTHERWISE SPECIFIED:		NAME	AMP Incorporated Harrisburg, PA 17105-3608	
0 PLC	±-	PRODUCT SPEC	PIN, LOOSE PIECE, .140 PIN & SOCKET CONNECTOR	
1 PLC	±-	APPLICATION SPEC	SIZE	A3
2 PLC	±-.005	WEIGHT	CAGE CODE	00779
3 PLC	±-	MATERIAL	DRAWING NO	350389
4 PLC	±-	FINISH	RESTRICTED TO	-
ANGLES	±-	CUSTOMER DRAWING	SCALE	4:1
MATERIAL .014 BRASS		FINISH PRE-TIN		SHEET 1 OF 1
		REV D		