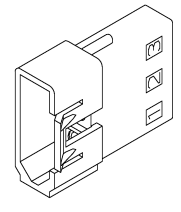
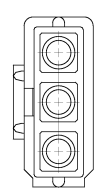
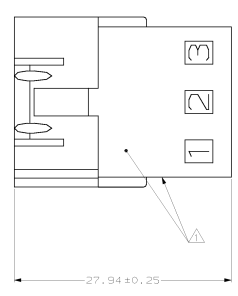
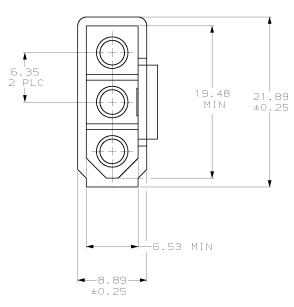


AMP LOGO AND CAVITY NUMBERS LOCATED ON EITHER SURFACE, OPPOSITE SIDE OPTIONAL.



3-DIMENSIONAL MODEL  
NTS

27.94	1.100
21.89	.852
19.48	.767
8.89	.350
6.53	.257
6.35	.250
0.25	.010
0.13	.005
PH	IN

CONVERSION TABLE  
MM TO IN

770276-1  
PART NUMBER

THIS DRAWING IS A CONTROLLED DOCUMENT.		3. UNCONTROLLED 4. REVISED 5. REVISED 6. REVISED 7. REVISED 8. REVISED	<b>AMP</b> Incorporated Worcester, MA 01710-3608 PLUG, 3 CIRCUIT, 250 PIN AND SOCKET MET (SEE DRAWING NO. 770276)
1. DIMENSIONS IN MILLIMETERS 2. DIMENSIONS IN INCHES 3. DIMENSIONS IN MILLIMETERS 4. DIMENSIONS IN INCHES 5. DIMENSIONS IN MILLIMETERS 6. DIMENSIONS IN INCHES 7. DIMENSIONS IN MILLIMETERS 8. DIMENSIONS IN INCHES	9. DIMENSIONS IN MILLIMETERS 10. DIMENSIONS IN INCHES 11. DIMENSIONS IN MILLIMETERS 12. DIMENSIONS IN INCHES	13. DIMENSIONS IN MILLIMETERS 14. DIMENSIONS IN INCHES 15. DIMENSIONS IN MILLIMETERS 16. DIMENSIONS IN INCHES	17. DIMENSIONS IN MILLIMETERS 18. DIMENSIONS IN INCHES 19. DIMENSIONS IN MILLIMETERS 20. DIMENSIONS IN INCHES

