

4

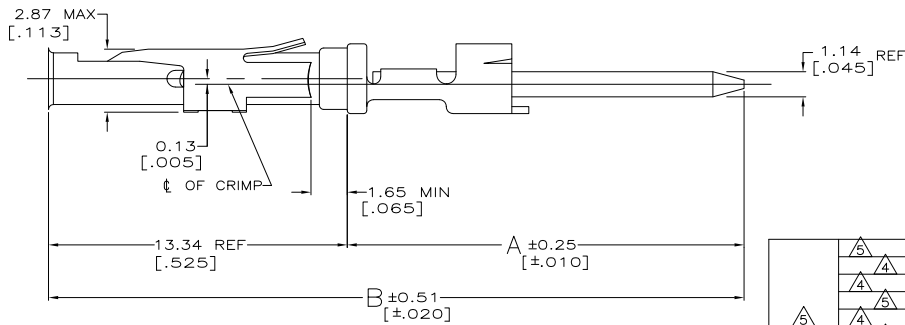
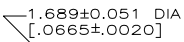
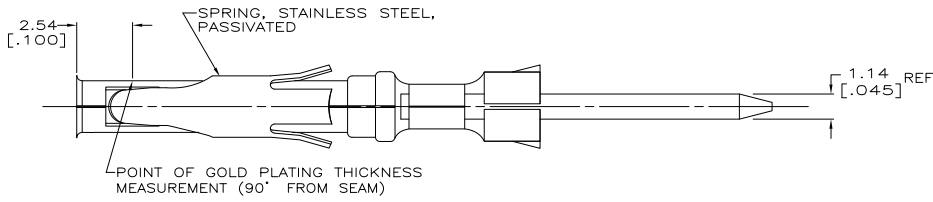
3

2

1

THIS DRAWING IS UNPUBLISHED. RELEASED FOR PUBLICATION.
 © COPYRIGHT BY TYCO ELECTRONICS CORPORATION. ALL RIGHTS RESERVED.

| LOC | DIST | REVISIONS | | | | |
|-----|------|-----------|---------------------------|----------|----|------|
| FT | 0 | F | LR | DATE | BY | APPD |
| | | AA2 | REVISED PER ECO-05-16380 | 12/23/05 | SS | GS |
| | | AA3 | REVISED PER ECO-09-020689 | 28AUG09 | KK | AEG |



NOTES:

1. GOLD PLATING NEED NOT APPEAR ON INSULATION SUPPORT STABILIZER.

2. 2.54um [.000100] MIN TIN-LEAD PER 112-26-1 OVER 1.27um [.000050] MIN NICKEL PER 112-25-2.

3. 2.54um [.000100] MIN TIN-LEAD OVER 1.27um [.000050] MIN NICKEL.

4. 0.76um [.000030] MIN GOLD PER MIL-G-45204 ON MATING END FOR A LENGTH OF 5.08 [.200] MIN WITH A UNIFORM GRADIENT TO 0.25um [.000010] MIN GOLD PER MIL-G-45204 ON THE REMAINDER OVER 0.76um [.000030] MIN NICKEL PER QQ-N-290.

5. 2.54um [.000100] MIN TIN OVER 1.27um [.000050] MIN NICKEL.

6. OBSOLETE PARTS: OBSOLETE CIS STREAMLINING PER D.RENAUD/D.SINISI

| REV | DESCRIPTION | DATE | BY | APPD | PART NUMBER |
|-----|----------------------|---------------|----|------|-------------|
| 2 | 23.27 [.916] | 36.60 [1.441] | | | 2-66473-4 |
| 4 | SPECIAL 21.59 [.850] | 34.93 [1.375] | | | 2-66473-3 |
| 4 | SPECIAL 14.86 [.585] | 28.19 [1.110] | | | 2-66473-2 |
| 3 | SPECIAL 13.72 [.540] | 27.05 [1.065] | | | 2-66473-1 |
| 3 | 29.74 [1.171] | 43.08 [1.696] | | | 2-66473-0 |
| 1 | 17.81 [.701] | 31.14 [1.226] | | | 1-66473-9 |
| 3 | 29.74 [1.171] | 43.08 [1.696] | | | 1-66473-8 |
| 1 | 17.81 [.701] | 31.14 [1.226] | | | 1-66473-7 |
| 2 | 23.27 [.916] | 36.60 [1.441] | | | 1-66473-6 |
| 2 | SPECIAL 14.86 [.585] | 28.19 [1.110] | | | 1-66473-5 |
| 2 | SPECIAL 13.72 [.540] | 27.05 [1.065] | | | 1-66473-4 |
| 2 | 23.27 [.916] | 36.60 [1.441] | | | 1-66473-1 |
| 1 | 17.81 [.701] | 31.14 [1.226] | | | 1-66473-0 |
| 3 | 29.74 [1.171] | 43.08 [1.696] | | | 66473-9 |
| 1 | 17.81 [.701] | 31.14 [1.226] | | | 66473-7 |
| 3 | 29.74 [1.171] | 43.08 [1.696] | | | 66473-3 |
| 1 | 17.81 [.701] | 31.14 [1.226] | | | 66473-1 |

SUPERCEDED BY 1776003-2

THIS DRAWING IS A CONTROLLED DOCUMENT.

FINISH (POST) FINISH (BODY) NO OF TERM A B PART NUMBER

DR: D. HARDY 06/02/94
 CR: W. G. LENKER 05/17/94

TYCO ELECTRONICS CORPORATION
 HARRISBURG, PA 17105-3608

SOCKET CONTACT, CRIMPED
 1.57 [.062] DIA, 1.14 [.045] x
 1.14 [.045] POST (W.W.)

SIZE ONE CODE DRAWING NO: A2 00779 C=66473 RESTRICTED TO

MATERIAL: BRASS PER ASTM B-36
 FINISH: -

APPLICATION SPEC: -
 WEIGHT: -

CUSTOMER DRAWING SCALE: 8:1 SHEET 1 of 1 REF: AA3

AMP 1471-9 REV 31MM2000

66473

A

AA3