

4

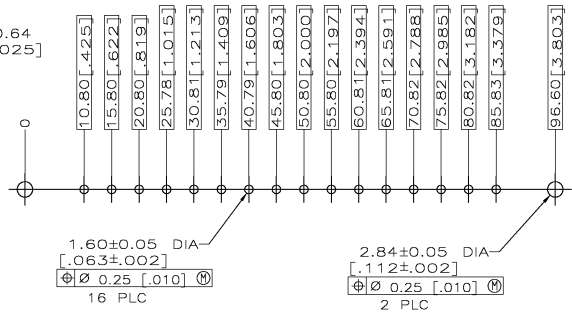
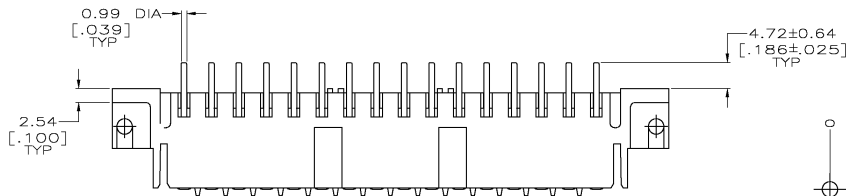
3

2

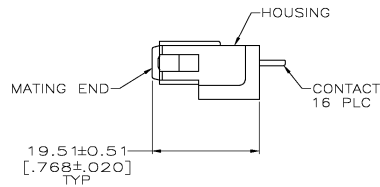
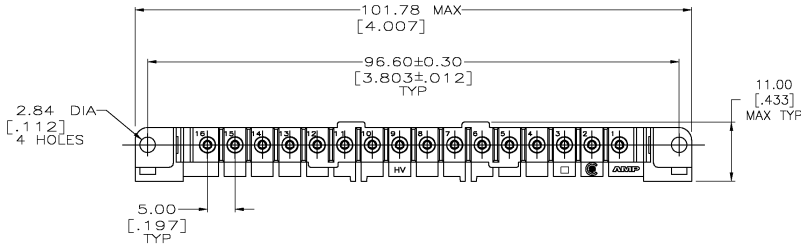
1

THIS DRAWING IS UNPUBLISHED.
 © COPYRIGHT BY TYCO ELECTRONICS CORPORATION. ALL RIGHTS RESERVED.

| LOC | QST | REVISIONS | | | |
|-----|-----|--------------------------|---------|-----|------|
| P | LTR | DESCRIPTION | DATE | OWN | APPD |
| H | | REVISED PER 0638-0179-05 | 4/22/05 | SS | GS |



RECOMMENDED PC BOARD LAYOUT



- 1. NYLON, RED.
- 2. PHOSPHOR BRONZE.

- △ 3.81um [.000150] MIN TIN-LEAD OVER 1.27um [.000050] MIN NICKEL.
- △ 0.76um [.000030] MIN GOLD FOR A LENGTH OF 5.08 [.200] MIN FROM MATING END, 3.81um [.000150] MIN TIN-LEAD FOR A LENGTH OF 5.36 [.211] MIN FROM OPPOSITE END, BOTH OVER 1.27um [.000050] MIN NICKEL.
- △ 3.81um [.000150] MIN TIN OVER 1.27um [.000050] MIN NICKEL.
- △ 0.76um [.000030] MIN GOLD FOR A LENGTH OF 5.08 [.200] MIN FROM MATING END, 3.81um [.000150] MIN TIN FOR A LENGTH OF 5.36 [.211] MIN FROM OPPOSITE END, BOTH OVER 1.27um [.000050] MIN NICKEL.

| | |
|----------------|----------|
| △ | 207615-7 |
| △ | 207615-6 |
| △ | 207615-3 |
| △ | 207615-1 |
| CONTACT FINISH | PART NO. |

| | | | | |
|--|-------|---------------------|---|-----------|
| THIS DRAWING IS A CONTROLLED DOCUMENT. | | DN 06/07/92 | Tyco Electronics Corporation | |
| L SIDE | | DR 8-25-92 | Harrisburg, Pa 17105-3508 | |
| DIMENSIONS: mm (INCHES) | | STONE | SOCKET HEADER ASSEMBLY, 16 POSN, IN-LINE, METRIMATE | |
| TOLERANCES UNLESS OTHERWISE SPECIFIED: | | APP | RESTRICTED TO | |
| Ø | PLC | PRODUCT SPEC | SIZE | CASE CODE |
| 1 | PLC | APPLICATION SPEC | A2 | 00779 |
| 2 | PLC | REGRIT | C=207615 | |
| 3 | PLC | HOUSING: 1 | CUSTOMER DRAWING | |
| 4 | PLC | CONTACTS: SEE TABLE | SCALE | SHEET |
| Ø | ANGLE | | 2:1 | 1 of 1 |
| | | | | REV H |

AMP 1471-9 REV 31MAR2000

207615

A