

4

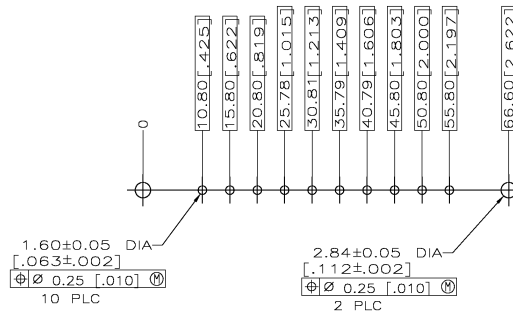
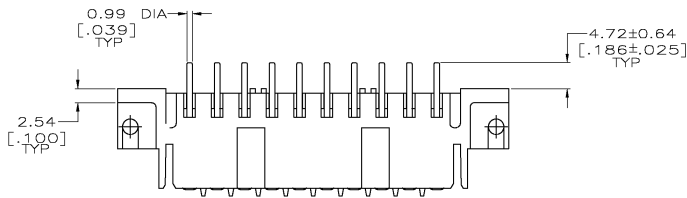
3

2

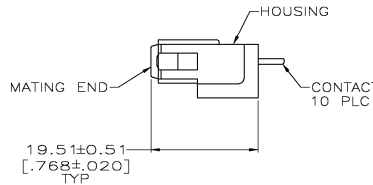
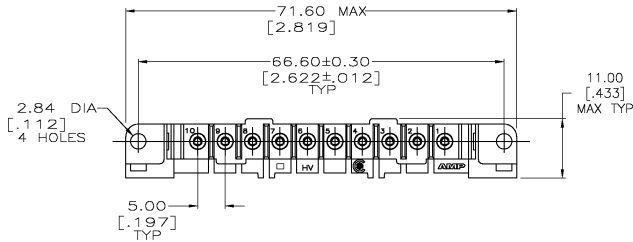
1

THIS DRAWING IS UNPUBLISHED. RELEASES FOR PUBLICATION. ALL RIGHTS RESERVED.
 © COPYRIGHT BY TYCO ELECTRONICS CORPORATION.

LOC	QTY	REV	DESCRIPTION	DATE	BY	APP'D
FT	0					
		H	REVISED PER 0638-0179-05	4/21/05	SS	GS



RECOMMENDED PC BOARD LAYOUT



- HOUSING MATERIAL: NYLON, RED.
- CONTACT MATERIAL: PHOSPHOR BRONZE.
- 3.81um [.000150] MIN TIN-LEAD OVER 1.27um [.000050] MIN NICKEL.
- 0.76um [.000030] MIN GOLD FOR A LENGTH OF 5.08 [.200] MIN FROM MATING END, 3.81um [.000150] MIN TIN-LEAD FOR A LENGTH OF 5.36 [.211] MIN FROM OPPOSITE END, BOTH OVER 1.27um [.000050] MIN NICKEL.
- 3.81um [.000150] MIN TIN OVER 1.27um [.000050] MIN NICKEL.
- 0.76um [.000030] MIN GOLD FOR A LENGTH OF 5.08 [.200] MIN FROM MATING END, 3.81um [.000150] MIN TIN FOR A LENGTH OF 5.36 [.211] MIN FROM OPPOSITE END, BOTH OVER 1.27um [.000050] MIN NICKEL.

△	207613-7
△	207613-6
△	207613-3
△	207613-1
△	CONTACT FINISH
△	PART NUMBER

THIS DRAWING IS A CONTROLLED DOCUMENT.		DATE: 08/07/92	Tyco Electronics Corporation Harrisburg, Pa 17105-3508
DIMENSIONS: mm [INCHES]		REV: 8-25-92	
MATERIAL: -		FINISH: -	SOCKET HEADER ASSEMBLY, 10 POSN, IN-LINE, METRIMATE
CUSTOMER DRAWING		SCALE: 2:1	SIZE: A2 CASE CODE: 00779 DRAWING NO: C=207613 RESTRICTED TO: -

AMP 1471-9 REV 31MAR2000

207613

A